



Table of Contents

INTRODUCTION

Table of Content	1
Introduction for Diamond and CBN Wheels	2~3
Typical Specification Markings	
Abrasive, Grain Size, Hardness, Concentration, Bond Type	
General Hints for Efficient Usage of B.D. Wheels	4~5
Wheel Mounting	
Truing and Dressing	
Peripheral Speed of Wheels	
Coolant	
Depth of Cut	
Recommendation of Specification Selection	6
Vitrified Diamond & CBN Wheels	
Resinoid Diamond & CBN Wheels	
Introduction of Standard Shapes marking	7
Basic Core Shapes	
Shapes of abrasive Cross Section	
Location of abrasive Section	
Modifications	
Standard Shapes	8~9
Standard Shapes & Sizes (Type 1A1)	10~11
Standard Shapes & Sizes (Type 1A1R)	12
Standard Shapes & Sizes (Type 4A2, 6A2, 11A2, 11V9)	13
Standard Shapes & Sizes (Type 12A2, 12V9, 15V9)	14
Diamond Hand Lappers & Diamond Compounds	15
Diamond & CBN Mounted Wheels (Type DW)	16
Electroplated Diamond & CBN Mounted Point A Series	17~18
Electroplated Diamond & CBN Mounted Point B Series	19~20
Diamond Electroplated Contour Tools (C Type 6 mm Shaft)	21
Electroplated Diamond Mounted Contour Tools 3 mm Shaft E Series	22
Electroplated Diamond Mounted Tools 2.34 mm Shaft G Series	23
Standard set of Contour Tool Kits	24
Electroplated Diamond Tapered Honers For Drawing Dies	25
Electroplated Diamond Needle Files (Type: NF5, NF7, NFL)	26
Electroplated Diamond Hand Files (Type: F5, F8, N5, N8)	27
Electroplated Diamond Bend Files & Double Bend Files	28
Diamond Hand Files & Machine Files	29
Air Lapper & Linkage of Diamond Files	30
Electroplated Diamond Routers, Micro Drills, Twist Drills & Mounted Saws	31
Electroplated Diamond Circular Saws, Mini Discs	32
Electroplated Diamond Core Drills & Diamond Sheets	33
Electroplated Diamond Wheels- 1A1, 2A2, 6A2, 6A2C, 11C9	34
CVD Diamond Dresser	35
Diamond Dressers	36
DG - Dressers	37


Diamond and CBN (cubic boron nitride), both have similar characteristics superior to conventional abrasives. They both provide high hardness, good wear resistance, high impact strength, and good thermal conductivity. Therefore they are called super abrasives.

KINIK Diamond wheels

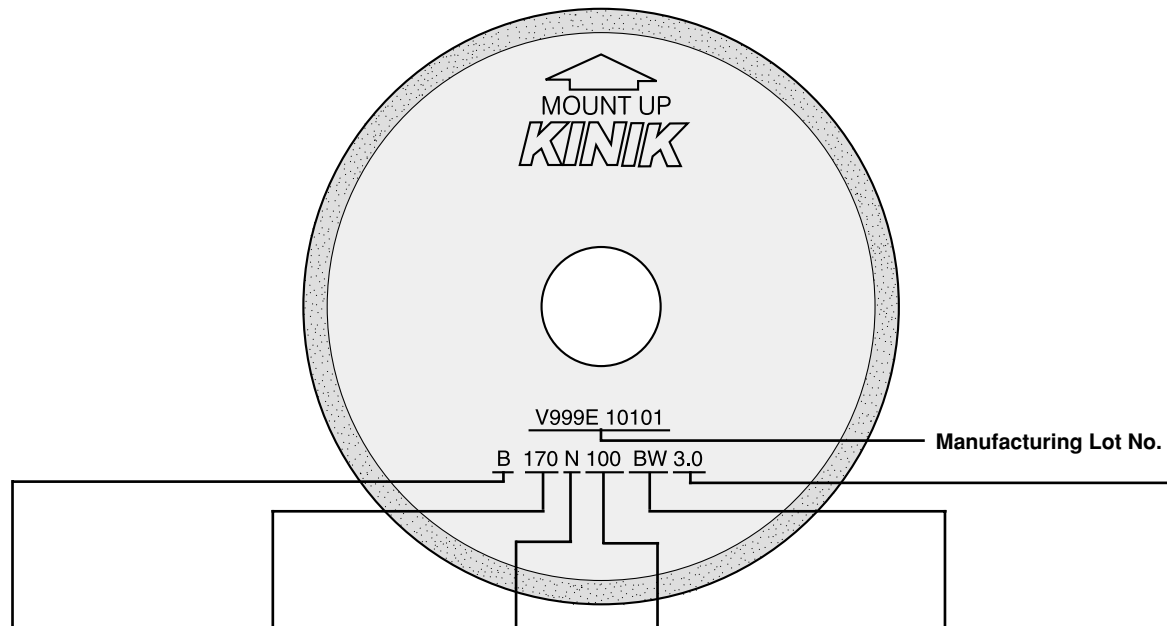
- Sharpening cemented carbide cutting tools
- Cutting off carbide rod, ceramics, glass...etc.
- Grinding non-metallic materials such as ceramics or glass
- Surface grinding dies

KINIK CBN wheels

- Sharpening high speed steel cutting tools
- Surface and ID grinding hardened steel die components
- Precision grinding steel parts HRC 50 harder



■ KINIK Typical Specification Markings



Abrasive	Grain Size	Grade	Concentration	Bond Type	Abrasive Depth
D-Diamond	#80 Coarse	K	#50	B: Resinoid	1/16** (1.6mm)
• KINIK standard	#100 ↑	L	• Most economical	• Wet & dry	1/8** (3.0mm)
• Free cutting	#120	M	#75	BD: Resinoid	1/4** (6.0mm)
2D-Diamond	#140	N	• Free cutting than 100	• Dry grinding	
• Ceramic wet grinding	#170	O	#100	BW: Resinoid	
3D-Diamond	#200 Medium	P	• For flood coolants	• Wet grinding	
• For combination grinding (when 1/3 or more steel is combined with carbide)	#230 ↓	Q	• Durable	BH: Polymide	
	#270	R	#125	V: Vitrified	
	#325	S	#150	M: Metal bond	
	#400 Fine			P: Electroplated	
	and Finer			DG: Diamond Grid Brazed	
B-CBN (Standard)					
2B-CBN (Durable)					

■ Abrasive: Recommended applications and grain size

Bond		Vitrified (V)	Resinoid (B)	Metallic (M)	Electroplated (P)
Diamond	D	Cemented carbide, ceramic, gem, stone, crystal, ferrite, etc. (#80~#400)	Non-ferrous metal, cemented carbide, ceramic, glass, quartz, ferrite, etc. (#80~#400)	Non-ferrous metal, cemented carbide, optical lens. (#60~#2000)	Carbon, glass, rubber, plastic, asbestos FRP, ferrite and dental tools, etc. (#40~#400)
	2D		Pure cemented carbide or ceramic wet grinding. (#80~#200) (#500~#20000)	Medium soft materials stone, concrete etc. in drilling, sawing, grinding. (#20~#60)	Cemented carbide, hard materials gem stone, ceramic, sculpturing tools, etc. (#40~#2000)
	3D	Precision grinding ceramic. (#60~#2000)	For combination grinding when 1/3 or more steel is combined with the carbide. (#80~#170)	Medium hard materials stone, concrete, refractories in drilling, sawing, grinding and polishing. (#20~#60)	Form grinding of stones. Rough grinding of terrazzo & refractories. Truing & dressing of conventional wheels. (#20~#60)
	4D			Hard materials stone, concrete, refractories in drilling, sawing, grinding and polishing. (#20~#60)	
CBN	B	Precision grinding and thread grinding for the difficult to grind ferrous materials. (#60~#1800)			
	2B	Precision grinding in applications which require exceptional wheel life in both hardened and soft ferrous materials. (#40~#1400)			

■ Grain Size

Coarse	Medium	Fine	Very Fine
#16. #18. #20. #25. #30 #40. #50. #60. #80	#100. #120. #140. #170. #200. #230. #270.	#325. #400. #500. #600. #800.	#1000. #1500. #2000. #3000.

● Expected R.M.S. Finish (Finer grain for better finishing request.)

R_{max} • μm

Grain size	Cemented Carbide	Steel	Ceramic
#100~#140	2~3 μm	3~4 μm	6~8 μm
#200~#230	15~2 μm	2~3 μm	4~6 μm
#270~#400	~1 μm		2~4 μm

■ Hardness of Wheel (Grade)

The grinding wheel may be further adjusted to a particular task by varying the wheel's hardness. Softer grinding wheels are more suitable for heat-sensitive workpieces. Harder grinding wheels are chosen, among other reasons, when a high degree of form retention is required. Grade indicates the relative strength of the bond which hold the abrasive grain in place.

Soft	Medium	Hard
H I J K L	M N O P	Q R S T

■ Concentration:

Essentially the selection of the most suitable concentration is determined by the size of the contact surface between grinding wheel and workpiece.

The following may be considered as general rules:

Small contact surface and coarse grit size: high concentration

Large contact surface and fine grit: low concentration

Concentration	25	50	75	100	125	150	200
Volume % of Grain	6.25	12.5	18.75	25	31.25	37.5	50
cts/cm ³	1.1	2.2	3.3	4.4	5.5	6.6	8.8

■ Bond Type & Characteristics:

Vitrified (V)	Resinoid	Metallic (M)	Electroplated (P)
Can be porous good to keep crystal protrusion. Very good crystal retention for long wheel life. Can provide the highest performance and quality grinding of massproduction especially for auto industry, as cam-lobe grinding or CVUJ grinding.	Easiest to apply with good wheel sharpness. Easy to true and dress, high abrasive pop-out. For better surface finish of HSS cutting tool grinding.	Good crystal retention for longer wheel life. Tend to be dull when applied to difficult materials. Difficult to true and dress. Mostly for glass or easy to grind brittle material.	Complexed formed wheel with shaped metal core. Very rough and very precise application (gear etc.) Good grinding efficiency.

• Use The Right Wheel for Each Job, There is No "All-Purpose" B.D. Wheel.

Although diamond & CBN are very hard, they are also very brittle, they cannot resist strongly with the external impact force. So, care must be taken when mounting the wheel. Spindle bearings and slides must be adjusted correctly to eliminate any vibration as this may cause the bond to break and shorten wheel life, or scrape and give a poor finish to the ground surface.

It is important that the machine has sufficient power to both the spindle, and in feed, to maintain the wheel of full speed. Any slowing down of either spindle or feed will cause excessive wear, and performance will be greatly reduced.

■ Wheel Mounting

For standard wheels it is important that the wheel is mounted correctly and concentric within 0.02mm, and within 0.01mm for forming wheels.

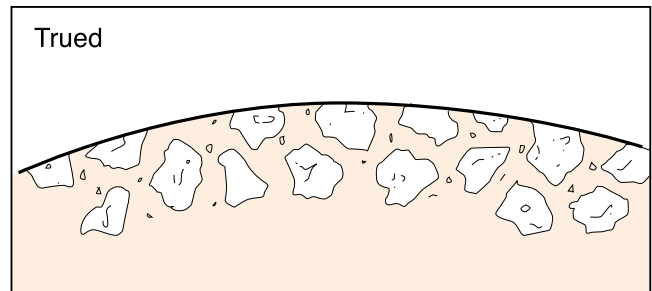
When mounting a cylindrical wheel, clamp lightly between the flanges, and check for run out. Using a dial gauge tap lightly with a NYLON hammer. Brass or lead hammers may fill the spacing between the grain slightly, causing the wheel to glaze.

When the wheel is within tolerance lock up the spindle nut firmly.

■ Truing and Dressing

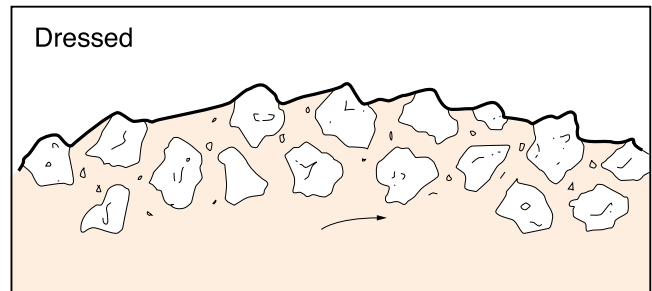
Truing

When wheel becomes distorted or acentric due to uneven wear, it must be trued (restored to symmetry) to make the wheel concentric with the spindle.



Dressing

When the face of wheel becomes "filled" or loaded with material from the work, it must be dressed by holding a dressing stick #200 to #400 grit (depending on grit size of wheel), against wheel while running, moving it smoothly back and forth across wheel face.



■ Recommendation Table of Methods & Tools Used for Truing & Dressing

Kind of Wheels		Truing	Dressing
Diamond	Vitrified	• Diamond dresser (single or metal-impregnated nibs)	• Diamond dresser (single or metal-impregnated nibs)
	Resinoid	• Braked-controlled or rotary powered truing device • Grinding mild steel or molybdenum metal	• Dressing sticks: 4D, 6D, 8D.
	Metal bonded	• Braked-controlled or rotary powered truing device	• Dressing sticks: 4D, 6D, 8D.
CBN	Vitrified	• Diamond dresser (single or metal-impregnated nibs)	• Diamond dresser (single or metal-impregnated nibs)
	Resinoid	• Metal-impregnated diamond nibs • Braked-controlled or rotary powered truing device • Grinding mild steel or molybdenum metal	• Dressing sticks: 4D, 6D, 8D.
	Metal bonded	• Silicon carbide wheels • Braked-controlled or rotary powered truing device	• Silicon carbide sticks

■ Recommendation of Truing Wheels

Grit of BD Wheel	Truing Wheel Spec
#80 & coarser	C46-M V
#100~#200	C60-M V
#230~#325	GC120KV
#400 & finer	WA200-K V

Ex-Stocks: C60MV 75 x 25 x 12.7
GC120KV 75 x 25 x 12.7

■ Recommendation of Dressing Wheels

Grit of BD Wheel	CBN Wheels	Diamond Wheels
#200 or below	4B	4D
#230~#400	6B	6D
#500 or above	8B	8D

Standard Sizes: 75 x 20 x 8 & 100 x 20 x 20

■ Peripheral Speed of Wheels

Too high an operating speed for diamond wheels will generate excessive heat, causing damage to the wheel, and shortening its life. Generally the speed for dry grinding is 15-20 M/S CBN wheels give better results when operated at maximum recommended speed, care should be taken to ensure that the machine is in good condition, and the wheel accurately balanced when operated at maximum speed. Generally the speed for dry grinding is up to 25 M/S, and the speed for wet grinding is up to 55M/S.

■ Recommendation Table of Proper Peripheral Speed

Unit: m/min

Bond	Diamond Wheels		CBN Wheels	
	Dry Grinding	Wet Grinding	Dry Grinding	Wet Grinding
Vitrified (V)	1,000~1,400	1,300~1,800	1,600~2,000	1,600~2,400
Resinoid (B)	800~1,200	1,300~1,800	1,000~1,400	1,600~2,400
Electroplated (P)	600~1,200	1,200~1,800	900~1,600	1,600~2,400
Metallic (M)	600~1,000	1,000~1,500	1,000~1,500	1,600~2,400

■ Coolant

Small parts can be ground in a dry condition (25 M/S) provided the depth of cut is not too great. Heavy cuts will generate excessive heat at the point at contact which will cause the component to become burnished, load the wheel face, and damage the bond.

Wet grinding is preferable in all cases. This will allow a deeper cut and faster stock removal, as well as greatly increasing the wheel life.

Care must be taken to ensure that the coolant is directed to the point of contact of the wheel.

■ Depth of Cut

Keeping required surface roughness, better wheel life could be attained by using the depth of cut as follows. These figures might be varied on feed rate and workpiece materials.

Grit Size of Wheel	Infeed Speed
#80~120	Within 0.03mm
#140~200	Within 0.02mm
#230~270	Within 0.01mm
#325 & finer	Within 0.005mm

■ Vitrified Diamond & CBN Wheels

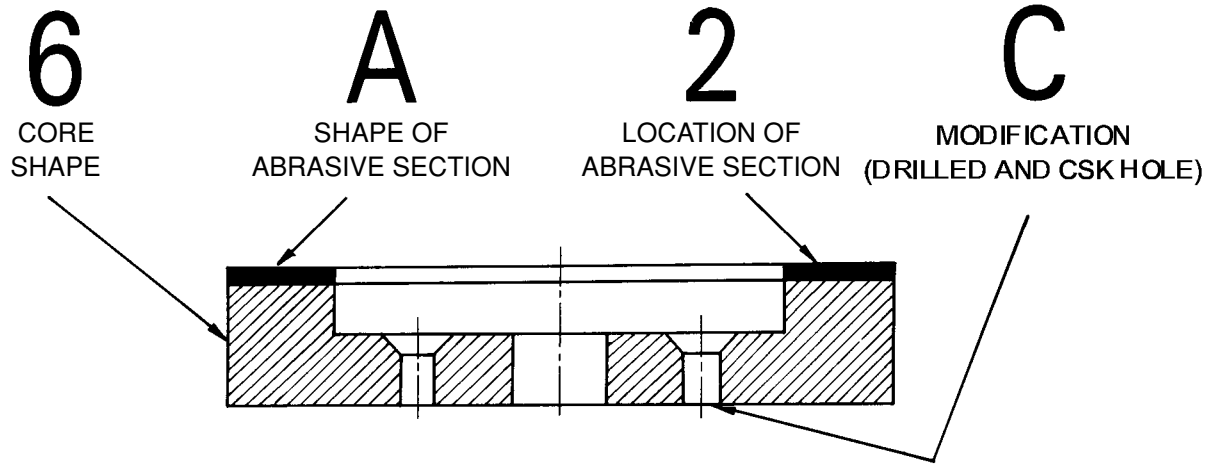
Wheel's Spec. / Material / Application	Hardened Steel >55 HRC	Tool Steel	High Speed Steel	Tungsten Carbide
External grinding	B120P100V	B170P100V	B120P100V	D230P75V D140P75V
Internal grinding	B170N150V	B170N150V	B170N100V	D230N75V D140N75V
Surface grinding	B170N100V	B170N100V	B170N100V	D270J75V
Tool grinding	B170N100V	B170N100V	B170N100V	D270N75V
Jig grinding	B170P150V	B170P150V	B170P100V	D170P75V

■ Resinoid Diamond & CBN Wheels

Application	Wheel Shapes	Tungsten Carbide Roughing	Tungsten Carbide Finishing	High Speed Steel
External Grinding	1A1	D120R75B	D230R75B	B120R75B
Internal Grinding	1A1	D120R100B	D230R100B	B230R100B
Tool Grinding	9A3 11V2 12A2 12V9	D140R75B D120R75B D140R75B D100R75B	D230R75B D200R75B D270R75B D200R75B	B230R75B B140R100B B140R75B B100R75B
Hob Grinding	4A2 11V9	D120R100B D120R100B	D230R100B D200R100B	B230R100B B170R100B
Drill Grinding	6A2	D100R75B	D270R75B	B230R75B
Throwaway Carbide Inserts	6A2	D120R100B	D230R100B	B140R75B
Saw Grinding (Back of Tooth)	6A9 11V9	D120R75B D140R100B	D200R75B D200R100B	B140R75B B140R100B
Saw Grinding (Face of Tooth)	4A2 9BT9 9A3 11V2 12A2 12V9	D170R75B D170R75B D140R75B D140R100B D140R75B D100R100B	D200R75B D270R75B D270R75B D200R75B D270R75B D200R100B	B120R100B B140R75B B140R75B B170R75B B140R75B B140R75B
Surface Grinding	1A1 14A1	D120R75B D120R75B	D170R75B D200R75B	B120R75B B120R75B
Profile Grinding	1E6Q 4BT9 4T1 14A1 14F1	D120R100B D140R75B D140R100B D170R100B D140R100B	D200R100B D230R75B D230R100B D270R100B D230R100B	B120R100B B140R75B B140R75B B140R75B B140R100B

■ Indicating As Below:

1. Core shape
2. Shape of abrasive section
3. Location of abrasive section
4. Modification



■ Basic Core Shapes

1	9
2	11 45° ~ 90°
3	12 45° 以下
4	14
6	15

■ Location of Abrasive Section

Periphery	Both Sides	3	Part of Side	7
	Inside Bevel or Arc	4	Throughout	8
Side	Outside Bevel or Arc	5	Corner	9
	Part of Periphery	6	Annular	10

■ Shapes of Abrasive Cross Section

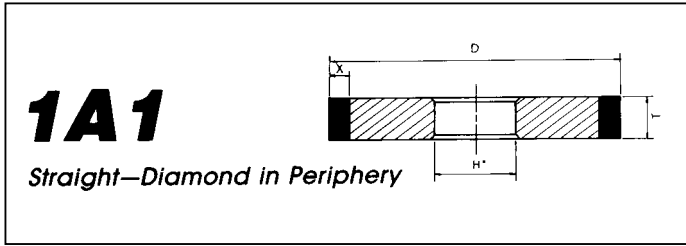
A	D	FF	L	QQ
AH	DD	G	LL	S
B	E	H	M	U
C	EE	J	P	V
CH	F	K	Q	Y

■ Modifications

Drill and Counterbore	B	Segmented Abrasive Section	S
Drill and Countersink	C	Segmental and Slotted	SS
Plain Hole	H	Threaded Holes	T
Holes Plain and Threaded	M	Abrasive Inserted	Q
Relieved One Side	P	Abrasive Inverted	V
Relieved Two Side	R	Abrasive Inserted and Inverted	Y

<p>1A1</p> <p>$D \times T \times H$</p>	<p>1E6Q</p> <p>$D \times T \times H \times V \times U \times X$</p>	<p>1V1</p> <p>$D \times T \times H \times V \times X$</p>	<p>4T1</p> <p>$D \times T \times H \times J \times W \times X \times V^\circ (10^\circ)$</p>
<p>1A8</p> <p>$D \times T \times H \times X$</p>	<p>1EE6Y</p> <p>$D \times T \times H \times V \times U_1 \times U_2 \times X \times R$</p>	<p>2A2</p> <p>$D \times T \times H \times W \times X$</p>	<p>6A2</p> <p>$D \times T \times H \times E \times W \times X$</p>
<p>1A1R</p> <p>$D \times T \times H \times X$</p>	<p>1E9</p> <p>$D \times T \times H \times U \times V \times J \times X$</p>	<p>3A1</p> <p>$D \times T \times H \times J \times U \times X$</p>	<p>6A2S</p> <p>$D \times T \times H \times E \times K \times W \times X$</p>
<p>1A6Q</p> <p>$D \times T \times H \times V \times U \times X$</p>	<p>1F1</p> <p>$D \times T \times H \times X \times R$</p>	<p>3F2 Diamond Curve Generator Wheels</p> <p>$D \times X \times M/C \text{ Model}$</p>	<p>6A9</p> <p>$D \times T \times H \times E \times K \times U \times X$</p>
<p>1B1</p> <p>$D \times T \times H \times V \times X$</p>	<p>1FF1</p> <p>$D \times T \times H \times X \times R$</p>	<p>3V2T</p> <p>$D \times L(20) \times 45^\circ \times W \times X$</p>	<p>6F2</p> <p>$D \times L \times Y \times S \times X$</p>
<p>1B5</p> <p>$D \times T \times H \times W \times V \times X$</p>	<p>1FF6Y</p> <p>$D \times T \times H \times V \times U_1 \times U_2 \times X \times R$</p>	<p>4A2</p> <p>$D \times T \times H \times E \times J \times S \times W \times X$</p>	<p>6FF6Y</p> <p>$D \times T \times H \times E \times K \times U \times X$</p>
<p>1DD6Y</p> <p>$D \times D_1 \times D_2 \times T \times H \times \phi 50 \times 20 \times V_1 \times V_2 \times U \times X$</p>	<p>1L1</p> <p>$D \times T \times H \times X \times R$</p>	<p>4B2</p> <p>$D \times T \times H \times J \times V \times W \times X$</p>	<p>6P4 6P5</p> <p>$D \times T \times H \times X \times R$ $D \times T \times H \times X \times R$</p>
<p>1E1</p> <p>$D \times T \times H \times V \times X$</p>	<p>1LL6Y</p> <p>$D \times T \times H \times V \times U_1 \times U_2 \times X \times R$</p>	<p>4BT9</p> <p>$D \times T \times H \times J \times K \times W \times X \times V^\circ (5^\circ)$</p>	<p>9A1</p> <p>$D \times T \times H \times P \times X$</p>
<p>1EE1</p> <p>$D \times T \times H \times V \times X$</p>	<p>1Q1</p> <p>$D \times T \times H \times X \times R$</p>	<p>4M1</p> <p>$D \times T \times H \times E \times J \times K \times S \times W \times U$</p>	<p>9A3</p> <p>$D \times T \times H \times E \times W \times X$</p>

<p>9U1</p> <p>$D \times T \times H \times E \times J \times W \times X$</p>	<p>12A2 (20°)</p> <p>$D \times T \times H \times E \times J \times K \times S \times W \times X$</p>	<p>14E1</p> <p>$D \times T \times H \times J \times V \times U \times X$</p>	<p>15V9</p> <p>$D \times T \times H \times E \times J \times K \times S \times V \times U \times X$</p>
<p>11A2</p> <p>$D \times T \times H \times E \times J \times K \times S \times W \times X$</p>	<p>12A2 (45°)</p> <p>$D \times T \times H \times E \times J \times K \times S \times W \times X$</p>	<p>14EE1</p> <p>$D \times T \times H \times J \times V \times U \times X$</p>	<p>HH1 Hand Lapper</p> <p>$L \times E \times L_1 \times W \times X$</p>
<p>11B2</p> <p>$D \times T \times H \times E \times J \times K \times S \times W \times X$</p>	<p>12C9 (20°)</p> <p>$D \times T \times H \times E \times J \times K \times S \times U \times W \times X$</p>	<p>14E6Q</p> <p>$D \times T \times H \times T_2 \times J \times V \times U \times X$</p>	<p>P Diamond Pellet</p> <p>$D \times T \times R$ A TYPE B TYPE C TYPE (Flat) (Concave) (Convex)</p>
<p>11C9</p> <p>$D \times T \times H \times E \times J \times K \times S \times U \times W \times X$</p>	<p>12C9 (45°)</p> <p>$D \times T \times H \times E \times J \times K \times S \times U \times W \times X$</p>	<p>14F1</p> <p>$D \times T \times H \times J \times U \times R \times X$</p>	<p>Diamond Hand Files (Iron Working Use) N TYPE (Precision Use) $L \times T \times P$ F TYPE $L \times T \times P$</p>
<p>11EE9</p> <p>$D \times T \times H \times E \times J \times K \times S \times U \times W \times X$</p>	<p>12V2</p> <p>$D \times T \times H \times E \times J \times K \times S \times W \times X$</p>	<p>14U1</p> <p>$D \times T \times H \times J \times W \times U \times X$</p>	<p>Handy Machine Files D TYPE $L \times T \times Y \times \ell$ Machine Files M TYPE $L \times \ell$</p>
<p>11V2</p> <p>$D \times T \times H \times E \times J \times K \times W \times X$</p>	<p>12V4</p> <p>$D \times T \times H \times E \times K \times S \times V \times W \times X$</p>	<p>HMF Honing Stones</p> <p>$L \times T \times W \times R \times X$</p>	<p>DW Mounted Wheels</p> <p>DW (DWJ) $D \times Y \times L \times T \times X$</p>
<p>11V4</p> <p>$D \times T \times H \times K \times S \times V \times W \times X$</p>	<p>12V5</p> <p>$D \times T \times H \times E \times J \times K \times S \times V \times W \times X$</p>	<p>15A2</p> <p>$D \times T \times H \times E \times J \times K \times U \times W \times X$</p>	<p>DW-I DWJ-I $D \times T \times Y \times L \times L_1$</p> <p>DW-II DWJ-II $D \times T \times Y \times L$ (DWJ: For JIG Grinding)</p>
<p>11V5</p> <p>$D \times T \times H \times E \times J \times K \times S \times V \times W \times X$</p>	<p>12V9</p> <p>$D \times T \times H \times E \times J \times K \times S \times U \times X$</p>	<p>15V4</p> <p>$D \times T \times H \times E \times J \times K \times V \times U \times W \times X$</p>	<p>DW-TA $D \times T \times Y \times L \times T_1 \times V \times U$</p>
<p>11V9</p> <p>$D \times T \times H \times E \times J \times K \times S \times U \times X$</p>	<p>14A1</p> <p>$D \times T \times H \times J \times U \times X$</p>	<p>15V5</p> <p>$D \times T \times H \times E \times J \times K \times V \times W \times X$</p>	<p>DW-T $D \times T \times L \times V$</p> <p>DW-T $D \times T \times Y \times L \times V$ (Electro-Plated Wheel)</p>



Standard Sizes & Specifications (Resinoid)

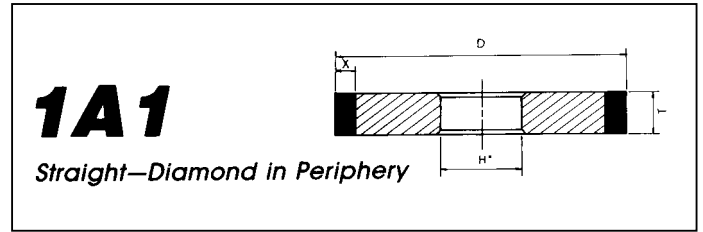
Size (DxTxH)	Spec.	Remark
19x6x6.35mm 3/4"x1/4"x1/4"	D140R100B-1/8" (3mm)	
25x6x6.35mm 1"x1/4"x1/4"	D100R100B-1/8" (3mm) D230R75B-1/8" (3mm)	
25x13x12.7mm 1"x1/2"x1/2"	D120R100B-1/8" (3mm)	
38x13x12.7mm 1-1/2"x1/2"x1/2"	D170R75B-1/8" (3mm)	
50x3x6.35mm 2"x1/8"x1/4"	D100R100B-1/8" (3mm)	
50x13x12.7mm 2"x1/2"x1/2"	D170R75B-1/8" (3mm)	
75x3x19.05mm 3"x1/8"x3/4"	D140R75B-1/8" (3mm)	
75x6x19.05mm 3"x1/4"x3/4"	D100R100B-1/8" (3mm) D170N100B-1/8" (3mm)	
100x0.5x31.75mm 4"x0.02"x1-1/4"	D325R100B-1/8" (3mm)	
100x0.8x31.75mm 4"x1/32"x1-1/4"	D100R100B-1/4" (6mm)	
100x1.6x31.75mmmm 4"x1/16"x1-1/4"	D100R100B-1/8" (3mm)	
	D140R100B-1/8" (3mm)	
	D170R100B-1/8" (3mm)	
	D230R100B-1/8" (3mm)	
100x3x19.05mm 4"x1/8"x3/4"	D140R100B-1/8" (3mm)	
100x3x31.75mm 4"x1/8"x1-1/4"	D140R100B-1/8" (3mm) D230R100B-1/4" (6mm)	
100x6x12.7mm 4"x1/4"x1/2"	D140R100B-1/8" (3mm)	
100x6x19.05mm 4"x1/4"x3/4"	D140R100B-1/8" (3mm)	
100x6x31.75mm 4"x1/4"x1-1/4"	D100R100B-1/8" (3mm)	
	D120R100B-1/8" (3mm)	
	D140R100B-1/8" (3mm)	
150x0.8x31.75mm 6"x1/32"x1-1/4"	D230R100B-1/8" (3mm)	
150x1.6x31.75mm 6"x1/16"x1-1/4"	D100R100B-1/8" (3mm)	
	D140R100B-1/8" (3mm)	
	D170R100B-1/8" (3mm)	
	D230R100B-1/8" (3mm)	

Size (DxTxH)	Spec.	Remark
150x3x31.75mm 6"x1/8"x1-1/4"	D100R100B-1/8" (3mm)	
	D120R100B-1/8" (3mm)	
	D140R50B-1/8" (3mm)	
	D140R75B-1/8" (3mm)	
	D140R100B-1/8" (3mm)	
	D170R75B-1/8" (3mm)	
	D170R100B-1/8" (3mm)	
150x6x31.75mm 6"x1/4"x1-1/4"	D230R100B-1/8" (3mm)	
	D100R75B-1/8" (3mm)	
	D120R75B-1/8" (3mm)	
	D120R100B-1/8" (3mm)	
	D140R50B-1/8" (3mm)	
	D140R75B-1/8" (3mm)	
	D140R100B-1/8" (3mm)	
150x6x31.75mm 6"x1/4"x1-1/4"	D170R75B-1/8" (3mm)	
	D170R100B-1/8" (3mm)	
	D230R100B-1/8" (3mm)	
	D120R75B-1/4" (6mm)	
	D170R75B-1/4" (6mm)	
150x10x31.75mm 6"x3/8"x1-1/4"	D230R75B-1/4" (6mm)	
	D230R100B-1/4" (6mm)	
	D325R75B-1/4" (6mm)	
	D140R75B-1/8" (3mm)	
150x10x31.75mm 6"x3/8"x1-1/4"	D140N100B-1/8" (3mm)	
	D120R75B-1/4" (6mm)	
	D170R75B-1/4" (6mm)	
	D120R75B-1/8" (3mm)	
150x13x31.75mm 6"x1/2"x1-1/4"	D140R75B-1/8" (3mm)	
	D140R100B-1/8" (3mm)	
	D120R75B-1/4" (6mm)	
	D230R75B-1/4" (6mm)	
175x6x31.75mm 7"x1/4"x1-1/4"	D325R75B-1/4" (6mm)	
	D100R100B-1/8" (3mm)	
	D120R100B-1/8" (3mm)	
	D140R50B-1/8" (3mm)	
	D140R75B-1/8" (3mm)	
	D140R100B-1/8" (3mm)	
	D170R100B-1/8" (3mm)	
175x6x31.75mm 7"x1/4"x1-1/4"	D230R100B-1/8" (3mm)	
	D170R100B-1/4" (6mm)	
	D120R100B-1/8" (3mm)	
	D140R75B-1/8" (3mm)	
175x10x31.75mm 7"x3/8"x1-1/4"	D230R100B-1/8" (3mm)	
	D100R75B-1/8" (3mm)	
	D120R100B-1/8" (3mm)	
175x13x31.75mm 7"x1/2"x1-1/4"	D140R75B-1/8" (3mm)	
	D140R100B-1/8" (3mm)	
	D170R75B-1/8" (3mm)	
	D170R100B-1/8" (3mm)	
	D170R100B-1/8" (3mm)	
	D230R100B-1/8" (3mm)	

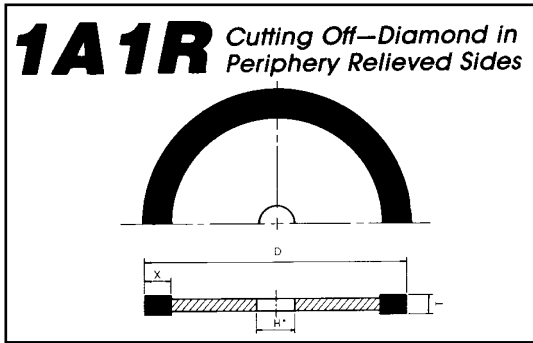
*Continued on next page

Standard Sizes & Specifications (Resinoid)

Size (DxTxH)	Spec.	Remark
200x6x31.75mm 8"x1/4"x1-1/4"	D120R100B-1/8" (3mm)	
200x13x31.75mm 8"x1/2"x1-1/4"	D140R100B-1/8" (3mm)	
250x13x76.2mm 10"x1/2"x3"	D120R75B-1/8" (3mm)	
	D170R100B-1/8" (3mm)	
250x25x76.2mm 10"x1"x3"	D170R75B-1/8" (3mm)	
250x25x127mm 10"x1"x5"	D170R75B-1/8" (3mm)	
300x13x76.2mm 12"x1/2"x3"	D140R75B-1/8" (3mm)	
300x13x127mm 12"x1/2"x5"	D140R75B-1/8" (3mm)	
300x25x76.2mm 12"x1"x3"	D120R75B-1/8" (3mm)	
300x25x127mm 12"x1"x5"	D120R75B-1/8" (3mm)	
300x50x127mm 12"x2"x5"	D120R75B-1/8" (3mm)	
350x13x127mm 14"x1/2"x5"	D140R75B-1/8" (3mm)	
350x13x203.2mm 14"x1/2"x8"	D140R75B-1/8" (3mm)	
350x25x127mm 14"x1"x5"	D120R50B-1/8" (3mm)	
350x25x203.2mm 14"x1"x8"	D120R50B-1/8" (3mm)	
400x25x127mm 16"x1"x5"	D120R50B-1/8" (3mm)	
400x25x203.2mm 16"x1"x8"	D120R50B-1/8" (3mm)	
400x25x254mm 16"x1"x10"	D120R50B-1/8" (3mm)	
400x25x304.8mm 16"x1"x12"	D120R50B-1/8" (3mm)	
500x25x127mm 20"x1"x5"	D120R75B-1/8" (3mm)	
500x25x203.2mm 20"x1"x8"	D120R75B-1/8" (3mm)	
500x25x254mm 20"x1"x10"	D120R75B-1/8" (3mm)	
500x25x304.8mm 20"x1"x12"	D120R75B-1/8" (3mm)	



Size (DxTxH)	Spec.	Remark
25x13x6.35mm 1"x1/2"x1/4"	B120R100B-1/8" (3mm)	
38x13x12.7mm 1-1/2"x1/2"x1/2"	B140R100B-1/8" (3mm)	
50x13x12.7mm 2"x1/2"x1/2"	B140R100B-1/8" (3mm)	
75x3x19.05mm 3"x1/8"x3/4"	B170R100B-1/8" (3mm)	
75x6x19.05mm 3"x1/4"x3/4"	B120R100B-1/8" (3mm)	
100x3x31.75mm 4"x1/8"x1-1/4"	B120R100B-1/8" (3mm)	
100x6x31.75mm 4"x1/4"x1-1/4"	B120R100B-1/8" (3mm)	
100x13x31.75mm 4"x1/2"x1-1/4"	B120R75B-1/8" (3mm)	
150x0.8x31.75mm 6"x1/16"x1-1/4"	B120R100B-1/8" (3mm)	
150x3x31.75mm 6"x1/8"x1-1/4"	B120R75B-1/8" (3mm)	
150x6x31.75mm 6"x1/4"x1-1/4"	B120R75B-1/8" (3mm)	
	B100R100B-1/8" (3mm)	
150X10X31.75mm 6"x3/8"x1-1/4"	B120R75B-1/8" (3mm)	
150x13x31.75mm 6"x1/2"x1-1/4"	B120R75B-1/8" (3mm)	
	B140R75B-1/8" (3mm)	
	B170R75B-1/8" (3mm)	
180x6x31.75mm 7"x1/4"x1-1/4"	B120R75B-1/8" (3mm)	
180x13x31.75mm 7"x1/2"x1-1/4"	B120R75B-1/8" (3mm)	
250x13x76.2mm 10"x1/2"x3"	B100R75B-1/8" (3mm)	
300x25x127mm 12"x1"x5"	B140R75B-1/8" (3mm)	
350x13x127mm 14"x1/2"x5"	B140R75B-1/8" (3mm)	



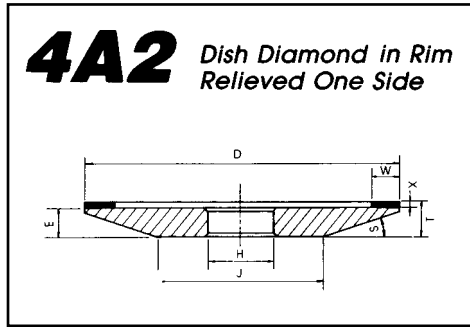
■ Standard Sizes & Specifications (Resinoid Diamond Wheels)

Size (D x T x H)		Spec.	X	Remark
(mm)	(inch)			
100x0.8x19.05	4"x1/32"x3/4"	D100R100B	1/4" (6mm)	
100x0.8x31.75	4"x1/32"x1-1/4"	D100R100B	1/4" (6mm)	
150x0.8x31.75	6"x1/32"x1-1/4"	D200R100B	1/8" (3mm)	
150x0.9x31.75	6"x0.035"x1-1/4"	D200R100B	1/4" (6mm)	
150x1.0x31.75	6"x0.040"x1-1/4"	D120R100B	1/4" (6mm)	
180x1.0x31.75	7"x0.04"x1-1/4"	D120R100B	1/4" (6mm)	
200x1.2x31.75	8"x0.050"x1-1/4"	D120R100B	1/4" (6mm)	
250x1.2x31.75	10"x0.050"x1-1/4"	D120R100B	1/4" (6mm)	
300x1.6x25.40	12"x1/16"x1"	D140R100B	1/4" (6mm)	

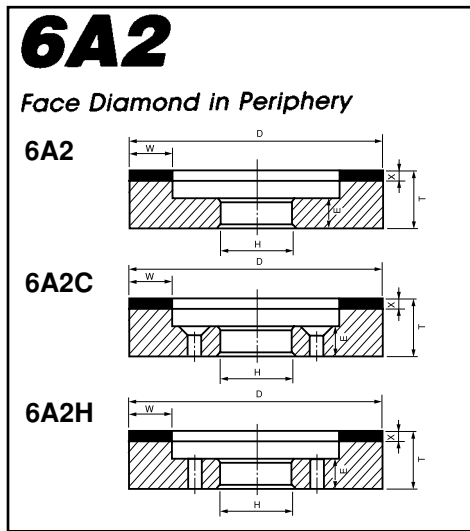
■ Standard Sizes & Specifications (Metal Bond Diamond Wheels)

Size (D x T x H)		Spec.	X	Remark
(mm)	(inch)			
100x1.0x12.70	4"x0.04"x1/2"	D120N100M	1/8" (3mm)	
125x1.0x12.70	5"x0.04"x1/2"	D120N100M	1/8" (3mm)	
150x1.0x31.75	6"x0.04"x1-1/4"	D100N75M	1/8" (3mm)	
180x1.0x31.75	7"x0.04"x1-1/4"	D120N75M	1/8" (3mm)	
200x1.2x31.75	8"x0.05"x1-1/4"	D100N75M	1/8" (3mm)	
250x1.5x31.75	10"x0.06"x1"	D120N75M	1/8" (3mm)	
300x1.5x31.75	12"x0.06"x1"	D140N75M	1/8" (3mm)	

Standard Sizes & Specifications (Resinoid Diamond & CBN Wheels)

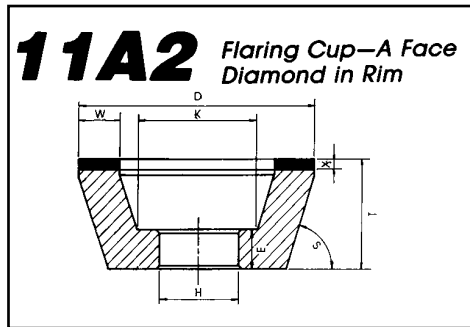


DxTxH	W	Spec.	X	Remark
100x6x31.75	4"x1/4"x1-1/4"	1/8"(3mm)	D120R75B	1/8"(3mm)
125x7x31.75	5"x9/32"x1-1/4"	1/8"(3mm)	D120R75B	1/8"(3mm)
150x6x31.75	6"x1/4"x1-1/4"	1/4"(6mm)	D120R75B	1/8"(3mm)
150x10x31.75	6"x3/8"x1-1/4"	3/16"(4.8mm)	D120R100B	1/16"(1.6mm)
150x10x31.75	6"x3/8"x1-1/4"	1/4"(6mm)	D120R75B	1/8"(3mm)
175x10x31.75	7"x3/8"x1-1/4"	1/4"(6mm)	D120R75B	1/8"(3mm)
200x10x31.75	8"x3/8"x1-1/4"	1/4"(6mm)	D120R75B	1/8"(3mm)

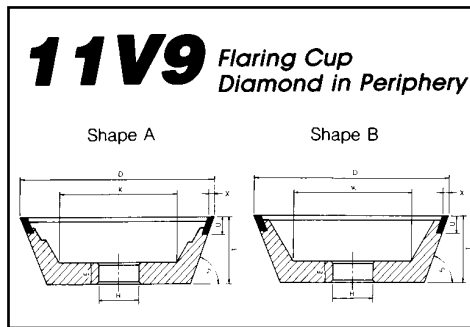


Type	DxExH	W	Spec.	X	Remark
6A2	150x19x31.75	6"x3/4"x1-1/4"	3/8"(10mm)	B140R50B	1/16"(1.6mm)

6A2C	150x19x31.75	6"x3/4"x1-1/4"	3/4"(19mm)	D230R50B	1/16"(1.6mm)
6A2C	150x19x31.75	6"x3/4"x1-1/4"	3/4"(19mm)	D120R75B	1/16"(1.6mm)
6A2C	150x19x31.75	6"x3/4"x1-1/4"	3/4"(19mm)	D120R75B	1/8"(3mm)
6A2C	150x19x31.75	6"x3/4"x1-1/4"	1/2"(13mm)	D120R75B	1/8"(3mm)
6A2H	125x25x31.75	5"x1"x1-1/4"	1-1/16"(17mm)	D320R50B	1/16"(1.6mm)



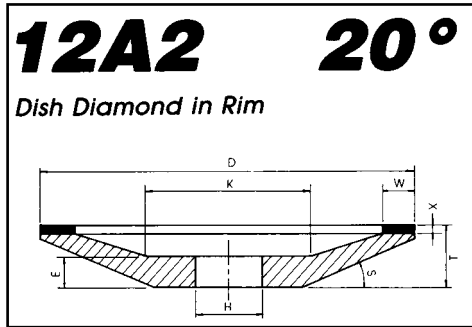
DxTxH	W	Spec.	X	Remark
75x22x31.75	3"x7/8"x1-1/4"	1/4"(6mm)	D170R75B	3/16"(5mm)
100x38x31.75	4"x1-1/2"x1-1/4"	5/16"(8mm)	D170R75B	3/16"(5mm)
125x38x31.75	5"x1-1/2"x1-1/4"	3/8"(10mm)	D140R75B	1/8"(3mm)
150x38x31.75	6"x1-1/2"x1-1/4"	1/4"(6mm)	D140R75B	1/8"(3mm)
150x43x31.75	6"x1-1/16"x1-1/4"	3/8"(10mm)	D140R75B	1/8"(3mm)



DxTxH	U	Spec.	X	Remark
95x38x31.75	3-3/4"x1-1/2"x1-1/4"	3/8"(10mm)	B120R100B	1/16"(1.6mm)
95x38x31.75	3-3/4"x1-1/2"x1-1/4"	3/8"(10mm)	B120R100B	1/8"(3mm)
125x45x31.75	5"x1-3/4"x1-1/4"	7/16"(11mm)	B120R100B	1/16"(1.6mm)
125x45x31.75	5"x1-3/4"x1-1/4"	7/16"(11mm)	B120R100B	1/8"(3mm)

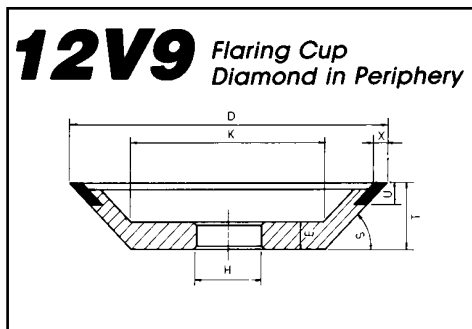
75x32x19.05	3"x1-1/4"x3/4"	3/8"(10mm)	D170R100B	1/16"(1.6mm)
95x38x31.75	3-3/4"x1-1/2"x1-1/4"	3/8"(10mm)	D170R100B	1/16"(1.6mm)
95x38x31.75	3-3/4"x1-1/2"x1-1/4"	3/8"(10mm)	D170R100B	1/8"(3mm)
125x45x31.75	5"x1-3/4"x1-1/4"	7/16"(11mm)	D140R100B	1/16"(1.6mm)
125x45x31.75	5"x1-3/4"x1-1/4"	7/16"(11mm)	D140R75B	1/8"(3mm)
125x45x31.75	5"x1-3/4"x1-1/4"	7/16"(11mm)	D140R100B	1/8"(3mm)

Standard Sizes & Specifications (Resinoid Diamond & CBN Wheels)



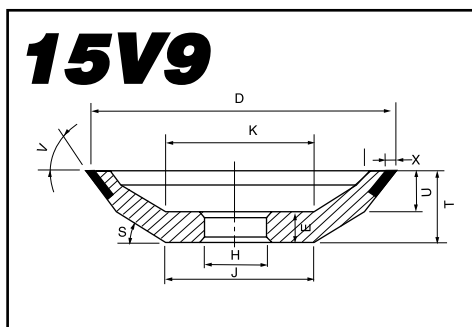
DxExH		W	Spec.	X	Remark
100x13x31.75	4"x1/2"x1-1/4"	1/8"(3mm)	D170R75B	1/8"(3mm)	
125x13x31.75	5"x1/2"x1-1/4"	1/8"(3mm)	D170R75B	1/8"(3mm)	
150x16x31.75	6"x5/8"x1-1/4"	1/4"(6mm)	D230R75B	1/16"(1.6mm)	
150x25x31.75	6"x1"x1-1/4"	1/4"(6mm)	D170R75B	1/16"(1.6mm)	
150x25x31.75	6"x1"x1-1/4"	1/4"(6mm)	D170R75B	1/8"(3mm)	

150x25x31.75	6"x1"x1-1/4"	3/16"(5mm)	B120R75B	1/16"(1.6mm)	
--------------	--------------	------------	----------	--------------	--



DxExH		U	Angle	Spec.	X	Remark
76x11x19.05	3"x7/16"x3/4"	3/16"(5mm)	30°	D170R100B	1/16"(1.6mm)	
100x13x31.75	4"x1/2"x1-1/4"	3/16"(5mm)	30°	D170R100B	1/8"(3mm)	
150x19x31.75	6"x3/4"x1-1/4"	5/16"(8mm)	30°	D170R75B	1/16"(1.6mm)	
100x13x31.75	4"x1/2"x1-1/4"	3/16"(5mm)	30°	D120R75B	1/8"(3mm)	
150x19x31.75	6"x3/4"x1-1/4"	1/4"(6mm)	30°	D120R75B	1/8"(3mm)	

100x13x31.75	4"x1/2"x1-1/4"	3/16"(5mm)	30°	B120R75B	1/8"(3mm)	
150x19x31.75	6"x3/4"x1-1/4"	1/4"(6mm)	30°	B120R75B	1/8"(3mm)	
200x19x50.80	8"x3/4"x2"	3/8"(10mm)	35°	B140R100B	1/4"(6mm)	





DxExH		U	Angle	Spec.	X	Remark
150x19x31.75	6"x3/4"x1-1/4"	5/16"(8mm)	45°	D140R100B	1/16"(1.6mm)	
150x19x31.75	6"x3/4"x1-1/4"	5/16"(8mm)	45°	D230R100B	1/16"(1.6mm)	

150x19x31.75	6"x3/4"x1-1/4"	1/4"(6mm)	45°	B100R100B	1/16"(1.6mm)	
150x19x31.75	6"x3/4"x1-1/4"	1/4"(6mm)	45°	B140R100B	1/8"(3mm)	

■ Diamond Hand Lappers (# 311)

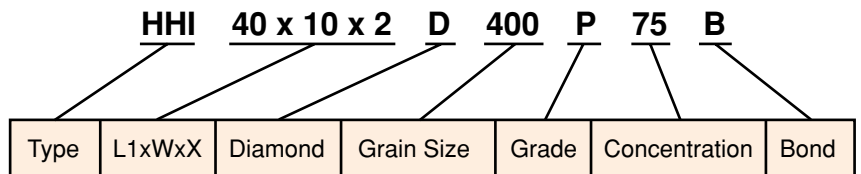
KINIK Hand Lappers extend the life of cemented carbide tools, mold & dies.
Simple to use.
Time saving tool maintenance
Fine edge & surface-strength




■ Standard Sizes & Specifications

Size		Spec.	Remark
L1 x W x X	L		
(40x10x2mm) 1-1/2"x3/8"x5/64"	(140mm) 5-1/2"	D170R75B	
		D230R75B	
		D400R75B	
		D600R75B	
		D800R75B	
(30x10x2mm) 1-1/4"x3/8"x5/64"	(140mm) 5-1/2"	D170R75B	
		D230R75B	
		D400R75B	
		D600R75B	
		D800R75B	
(20x10x2mm) 3/4"x3/8"x5/64"	(140mm) 5-1/2"	D170R75B	
		D230R75B	
		D400R75B	
		D600R75B	
		D800R75B	

■ How to Specify Sizes & Specification

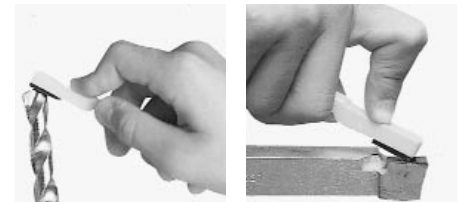


Grain Size	Color of handle	Required roughness of workpiece
#170	Red	100S
#230	Red	25S
#325	Red	6.3S
#400	Blue	3.2S
#600	Blue	0.8S
#800	Yellow	0.8S
#1000	Yellow	0.8S
#2000	Yellow	0.6S



Note:

1. Other specifications may be made by request.
2. Please keep the lap away from high-temperature.
3. Please wet the diamond section of lap completely with lubricant before use.
4. In order to avoid the lap wearing out or distorting, please use smoothly when it is applied too sharp edges.
5. If the lap face distorts or load, please dress with GC100~220 dressing stick.



■ Diamond Compounds (# 312)

Diamond compounds are suitable for tungsten carbide, hardened steel etc. You can achieve mirror finishing, make your mould shake-out easily, extend your mould life and advance your mould quality.




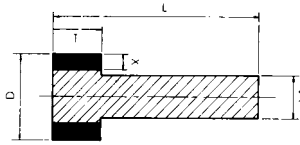
Note:

1. Unit: 5g(Tube)
2. Please press a small volume of diamond paste from the container, the dilute by 10 to 1 with diluting lubricant. Finally, daubing the diluted diamond pastes slightly on lapping stick.
3. Please start with the rough grit to the fine grit.
4. Start polishing with the fine grit, please clean out the remainder of diamond compounds completely, then take fresh diamond compounds to continue polishing.

Mesh Size	Micron Grade	Micron Range	Color	Remark
#200,000		0-1/4	White	
#100,000	1/4	0-1/2	White	
#60,000	0.625	1/4-1	White	
#14,000	1.25	1/2-2	White	
#8,000	3	2-4	Yellow	
#5,000	4.5	3-6	Yellow	
#3,000	6	4-8	Orange	
#1,800	10	8-12	Green	
#1,500	12	8-16	Green	
#1,200	15	10-20	Blue	
#800	25	20-38	Red	
#600	31	25-37	Red	
#500	45	40-50	Brown	
#325-400	67	50-80	Violet	
#270-325	100	80-120	Black	
#200-230			Black	

DW

*Straight-Mounted on Mandrel
Diamond Throughout*



Note:

DW- Diamond wheels are mounted on high speed steel shanks.

DW- CBN wheels are mounted on solid carbide shanks.

How to Specify the Size & Specification (Example)

DW - 3 x 6 x 3mm - D140R100B - SOLID



Standard Sizes & Specifications

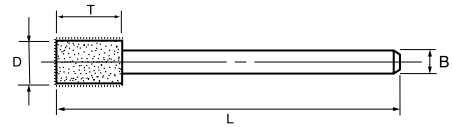
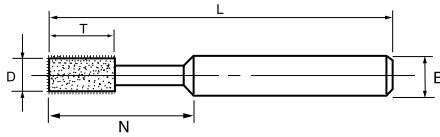
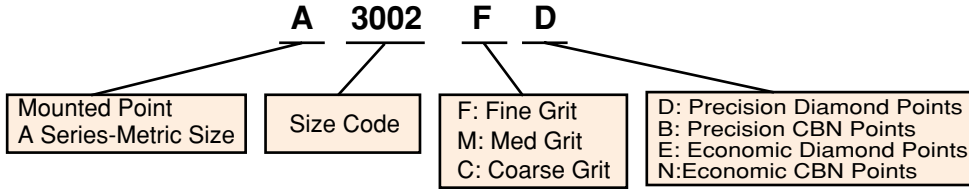
Size (mm)		Size (inch)		Spec.	Remark
D x T	Shank	D x T	Shank		
3x3mm	3x38mm	1/8"x1/8"	1/8"x1-1/2"	D120R100B-SOLID	
3x6mm	3x38mm	1/8"x1/4"	1/8"x1-1/2"	D140R100B-SOLID	
				D230R100B-SOLID	
5x5mm	3x38mm	3/16"x3/16"	1/8"x1-1/2"	D120R100B-SOLID	
5x6mm	3x38mm	3/16"x1/4"	1/8"x1-1/2"	D100R100B-SOLID	
6x6mm	3x38mm	1/4"x1/4"	1/8"x1-1/2"	D100R100B-SOLID	
				D140R100B-SOLID	
				D220R100B-SOLID	
10x6mm	3x38mm	3/8"x1/4"	1/8"x1-1/2"	D100R100B-SOLID	
10x10mm	3x38mm	3/8"x3/8"	1/8"x1-1/2"	D120R100B-SOLID	
				D220R100B-SOLID	
13x13mm	6x38mm	1/2"x1/2"	1/4"x1-1/2"	D100R100B-1/8"(3mm)	
				D220R100B-1/8"(3mm)	
19x10mm	6x38mm	3/4"x3/8"	1/4"x1-1/2"	D140R100B-1/8"(3mm)	
25x13mm	6x38mm	1"x1/2"	1/8"x1-1/2"	D100R100B-1/8"(3mm)	
5x6mm	3x45mm	3/16"x1/4"	1/8"x1-3/4"	B140R100B-SOLD	
6x6mm	3x45mm	1/4"x1/4"	1/8"x1-3/4"	B120R100B-SOLD	
10x10mm	6x57mm	3/8"x3/8"	1/4"x2-1/4"	B100R100B-SOLD	
13x6mm	6x57mm	1/2"x1/4"	1/4"x2-1/4"	B120R75B-1/8"(3mm)	
13x10mm	6x57mm	1/2"x3/8"	1/4"x2-1/4"	B100R100B-1/8"(3mm)	
13x13mm	6x57mm	1/2"x1/2"	1/4"x2-1/4"	B100R100B-1/8"(3mm)	
19x6mm	6x57mm	3/4"x1/4"	1/4"x2-1/4"	B100R100B-1/8"(3mm)	
25x6mm	6x57mm	1"x1/4"	1/4"x2-1/4"	B100R100B-1/8"(3mm)	

Application

Electroplated Diamond mounted points (silver color) A series are used for internal grinding and precision grinding of small holes on carbide, ceramics, sapphire, glass, etc.

Electroplated CBN mounted points (golden color) are used on high speed steel, stainless steel, super alloy, etc.

Ordering Code (Examples)



Standard Sizes & Specifications

Product No.	D (mm)	T (mm)	N (mm)	L (mm)	B (mm)	D(Diamond)			Remark	B(CBN)			Remark
						Fine	Med.	Coarse		Fine	Med.	Coarse	
A3003	0.3	2	3	35	3	#400				#400			
A3004	0.4	2	3.5	35	3	400	#200			400	#200		
A3005	0.5	2	3.5	35	3	325	200			325	200		
A3006	0.6	2	6	35	3	200	140			200	140		
A3007	0.7	2	7	35	3	200	140			200	140		
A3008	0.8	3	7	35	3	200	140	#100		200	140	#100	
A3009	0.9	3	7	35	3	200	140	100		200	140	100	
A3010	1.0	3	7	45	3	200	140	100		200	140	100	
A3011	1.1	3	7	45	3	200	140	100		200	140	100	
A3012	1.2	3	12	45	3	200	140	100		200	140	100	
A3013	1.3	3	12	45	3	200	140	100		200	140	100	
A3014	1.4	3	12	45	3	200	140	100		200	140	100	
A3015	1.5	3	13	45	3	200	140	100		200	140	100	
A3016	1.6	4	13	45	3	200	140	100		200	140	100	
A3017	1.7	4	13	45	3	200	140	100		200	140	100	
A3018	1.8	4	13	45	3	200	140	100		200	140	100	
A3019	1.9	4	13	45	3	200	140	100		200	140	100	
A3020	2.0	4	13	45	3	200	140	100		200	140	100	
A3920	2.0	5	20	45	3	200	140	100		200	140	100	
A3021	2.1	4	13	45	3	200	140	100		200	140	100	
A3022	2.2	4	13	45	3	200	140	100		200	140	100	
A3023	2.3	4	13	45	3	200	140	100		200	140	100	
A3024	2.4	4	13	45	3	200	140	100		200	140	100	
A3025	2.5	4	13	45	3	200	140	100		200	140	100	
A3925	2.5	5	25	45	3	200	140	100		200	140	100	
A3026	2.6	4	13	45	3	200	140	100		200	140	100	
A3027	2.7	4	13	45	3	200	140	100		200	140	10	

Note: Indicating standard stock available for grits to be marked in the above.

■ Standard Sizes & Specifications

Product No.	D (mm)	T (mm)	N (mm)	L (mm)	B (mm)	D(Diamond)			Remark	B(CBN)			Remark
						Fine	Med.	Coarse		Fine	Med.	Coarse	
A3028	2.8	4	13	45	3	#200	#140	#100		#200	#140	#100	
A3029	2.9	4	13	45	3	200	140	100		200	140	100	
A3030	3.0	5	13	45	3	200	140	100		200	140	100	
A3930	3.0	5	25	45	3	200	140	100		200	140	100	
A3035	3.5	5		45	3	200	140	100		200	140	100	
A3040	4.0	5		45	3	200	140	100		200	140	100	
A3045	4.5	5		45	3	200	140	100		200	140	100	
A3050	5.0	8		45	3	200	140	100		200	140	100	
A3060	6.0	8		45	3	200	140	100		200	140	100	

Note: Indicating standard stock available for grits to be marked in the above.

■ Standard Sizes & Specifications

Product No.	D (mm)	T (mm)	N (mm)	L (mm)	B (mm)	D(Diamond)			E(Diamond)		B(CBN)			N(CBN)	
						Med.	Coarse	Remark	Coarse	Remark	Med.	Coarse	Remark	Coarse	Remark
A6020	2.0	10		80	6	#140	#100				#140	#100			
A6025	2.5	10		80	6	140	100				140	100			
A6030	3.0	10		80	6	140	100				140	100			
A6035	3.5	10		80	6	140	100				140	100			
A6040	4.0	10	30	80	6	140	100		#100		140	100		#100	
A6045	4.5	10	30	80	6	140	100		100		140	100		100	
A6050	5.0	10	30	80	6	140	100		100		140	100		100	
A6055	5.5	10	30	80	6	140	100		100		140	100		100	
A6060	6.0	10	35	80	6	140	100		100		140	100		100	
A6065	6.5	10		80	6	140	100		100		140	100		100	
A6070	7.0	10		80	6	140	100		100		140	100		100	
A6075	7.5	10		80	6	140	100		100		140	100		100	
A6080	8.0	10		80	6	140	100		100		140	100		100	
A6085	8.5	10		80	6	140	100		100		140	100		100	
A6090	9.0	10		80	6	140	100		100		140	100		100	
A6100	10.0	10		80	6	140	100		100		140	100		100	
A6110	11.0	10		80	6	140	100		100		140	100		100	
A6120	12.0	10		80	6	140	100		100		140	100		100	
A6130	13.0	10		80	6	140	100		100		140	100		100	
A6140	14.0	10		80	6	140	100		100		140	100		100	
A6150	15.0	10		80	6	140	100		100		140	100		100	
A6160	16.0	10		80	6	140	100				140	100			
A6170	17.0	10		80	6	140	100				140	100			
A6180	18.0	10		80	6	140	100				140	100			
A6200	20.0	10		80	6	140	100				140	100			
A6210	21.0	10		80	6	140	100				140	100			
A6220	22.0	10		80	6	100	80				100	80			
A6250	25.0	10		80	6	140	80				140	80			

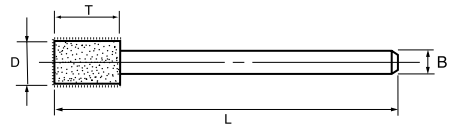
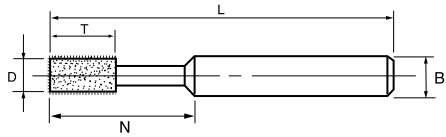
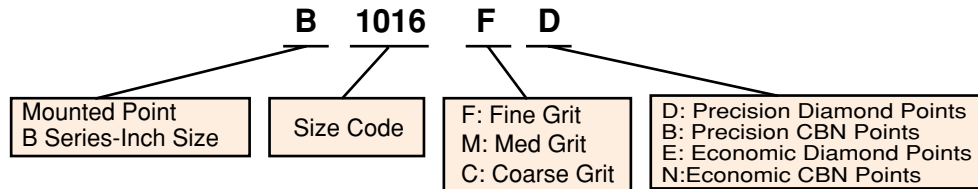
Note: Indicating standard stock available for grits to be marked in the above.

Application

Electroplated Diamond mounted points (silver color) B series are used for internal grinding and precision grinding of small holes on carbide, ceramics, sapphire, glass, etc.

Electroplated CBN mounted points (golden color) are used on high speed steel, stainless steel, super alloy, etc.

Ordering Code (Examples)



Standard Sizes (in inch) & Specifications

Product No.	D (inch)	T (inch)	N (inch)	L (inch)	B (inch)	D(Diamond)			Remark	B(CBN)			Remark
						Fine	Med.	Coarse		Fine	Med.	Coarse	
B1016	0.016	0.079	1/8	2-1/4	1/8	#270	#200			#270	#200		
B1020	0.020	0.079	1/8	2-1/4	1/8	200	140			200	140		
B1025	0.025	0.079	1/4	2-1/4	1/8	200	140			200	140		
B1030	0.030	0.079	1/4	2-1/4	1/8	200	140			200	140		
B1035	0.035	0.118	1/4	2-1/4	1/8	200	140	#100		200	140	#100	
B1040	0.040	0.118	1/4	2-1/4	1/8	200	140	100		200	140	100	
B1045	0.045	0.118	1/4	2-1/4	1/8	200	140	100		200	140	100	
B1050	0.050	0.118	1/2	2-1/4	1/8	200	140	100		200	140	100	
B1054	0.050	0.118	1	2-1/4	1/8	200	140	100		200	140	100	
B1055	0.055	0.118	1/2	2-1/4	1/8	200	140	100		200	140	100	
B1060	0.060	0.157	1/2	2-1/4	1/8	200	140	100		200	140	100	
B1064	0.060	0.157	1	2-1/4	1/8	200	140	100		200	140	100	
B1065	0.065	0.157	1/2	2-1/4	1/8	200	140	100		200	140	100	
B1070	0.070	0.157	1/2	2-1/4	1/8	200	140	100		200	140	100	
B1074	0.070	0.157	1	2-1/4	1/8	200	140	100		200	140	100	
B1075	0.075	0.157	1/2	2-1/4	1/8	200	140	100		200	140	100	
B1080	0.080	0.157	1/2	2-1/4	1/8	200	140	100		200	140	100	
B1084	0.080	0.157	1	2-1/4	1/8	200	140	100		200	140	100	
B1085	0.085	0.157	1/2	2-1/4	1/8	200	140	100		200	140	100	
B1090	0.090	0.157	1/2	2-1/4	1/8	200	140	100		200	140	100	
B1094	0.090	0.157	1	2-1/4	1/8	200	140	100		200	140	100	
B1095	0.095	0.157	1/2	2-1/4	1/8	200	140	100		200	140	100	
B1100	0.100	0.157	1/2	2-1/4	1/8	200	140	100		200	140	100	
B1104	0.100	0.157	1	2-1/4	1/8	200	140	100		200	140	100	
B1105	0.105	0.157	1/2	2-1/4	1/8	200	140	100		200	140	100	
B1109	0.105	0.157	1	2-1/4	1/8	200	140	100		200	140	100	
B1110	0.110	0.157	1/2	2-1/4	1/8	200	140	100		200	140	100	
B1114	0.110	0.157	1	2-1/4	1/8	200	140	100		200	140	100	

Note: Indicating standard stock available for grits to be marked in the above.

Standard Sizes & Specifications

Product No.	D (inch)	T (inch)	N (inch)	L (inch)	B (inch)	D(Diamond)			Remark	B(CBN)			Remark
						Fine	Med.	Coarse		Fine	Med.	Coarse	
B1115	0.115	0.157	1/2	2-1/4	1/8	#200	#140	#100		#200	#140	#100	
B1120	0.120	0.157	1/2	2-1/4	1/8	200	140	100		200	140	100	
B1125	0.125	0.157	1/2	2-1/4	1/8	200	140	100		200	140	100	
B1130	0.130	0.197	1	2-1/4	1/8	200	140	100		200	140	100	
B1135	0.135	0.236		2-1/4	1/8	200	140	100		200	140	100	
B1140	0.140	0.236		2-1/4	1/8	200	140	100		200	140	100	
B1156	0.156	0.236		2-1/4	1/8	200	140	100		200	140	100	
B1171	0.171	0.236		2-1/4	1/8	200	140	100		200	140	100	
B1187	0.187	0.312		2-1/4	1/8	200	140	100		200	140	100	
B1203	0.203	0.312		2-1/4	1/8	200	140	100		200	140	100	
B1218	0.218	0.312		2-1/4	1/8	200	140	100		200	140	100	
B1250	0.250	0.312		2-1/4	1/8	200	140	100		200	140	100	


Note: Indicating standard stock available for grits to be marked in the above.

Standard Sizes & Specifications


Product No.	D (inch)	T (inch)	N (inch)	L (inch)	B (inch)	D(Diamond)		Remark	B(CBN)		Remark
						Fine	Coarse		Fine	Coarse	
B4156	0.156	0.250	1	3	1/4	#200	#100		#200	#100	
B4187	0.187	0.250	1	3	1/4	200	100		200	100	
B4203	0.203	0.250	1	3	1/4	200	100		200	100	
B4218	0.218	0.250	1	3	1/4	200	100		200	100	
B4236	0.236	0.250	1	3	1/4	200	100		200	100	
B4250	0.250	0.250	1	3	1/4	200	100		200	100	
B4282	0.282	0.250		3	1/4	200	100		200	100	
B4312	0.312	0.375		3	1/4	200	100		200	100	
B4375	0.375	0.375		3	1/4	200	100		200	100	
B4390	0.390	0.375		3	1/4	200	100		200	100	
B4406	0.406	0.375		3	1/4	200	100		200	100	
B4437	0.437	0.375		3	1/4	200	100		200	100	
B4500	0.500	0.375		3	1/4	200	100		200	100	
B4730	0.730	0.375		3	1/4	200	100		200	100	
B4864	0.864	0.375		3	1/4	200	100		200	100	
B4100	1.000	0.375		3	1/4	200	100		200	100	
B6406	0.406	0.375		3-3/4	3/8	140	80		140	80	
B6437	0.437	0.375		3-3/4	3/8	140	80		140	80	
B6500	0.500	0.375		3-3/4	3/8	140	80		140	80	
B6562	0.562	0.375		3-3/4	3/8	140	80		140	80	
B6625	0.625	0.375		3-3/4	3/8	140	80		140	80	
B6687	0.687	0.375		3-3/4	3/8	140	80		140	80	
B6750	0.750	0.375		3-3/4	3/8	140	80		140	80	
B6875	0.875	0.400		3-3/4	3/8	140	80		140	80	
B6100	1.000	0.500		3-3/4	3/8	140	80		140	80	

Note: Indicating standard stock available for grits to be marked in the above.


C Type (6 mm Diameter Shaft & 60mm total length)



Product No.	CT11	CLR55	CLC65	CC66	CC70	CTA65	CC100	CA100
Size	10° x 20T	5.5ø x 17T	6.5ø x 36T	6.5ø x 33T	7ø x 36T	6.5ø x 21T	10ø x 26T	10ø x 31T
Remark								



Product No.	CBD80	CBD12	CB160	CB165	CB200	CBD25	CKX20	CBA13
Size	8ø x 5T	12ø x 8T	16ø x 5T	16.5ø x 6T	20ø x 6T	25ø x 7T	20ø x 4T	13ø x 10T
Remark								



Product No.	CBA15	CBD17	CBH20	CBH25	CK120	CK180	CK200	CAA17
Size	15ø x 9T	17ø x 10T	20ø x 8T	25ø x 8T	12ø x 2T	18ø x 8T	20ø x 2T	17ø x 11T
Remark								



The photo on the left shows our standard 10 pcs-pack including the diamond grits for # 40/50, # 60/80, # 100/120.

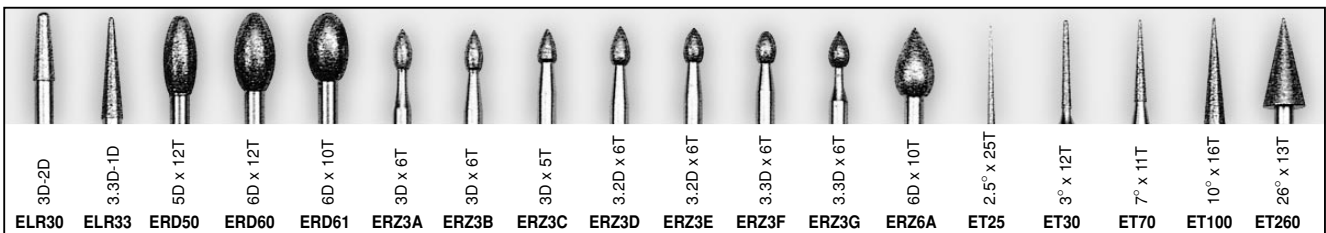
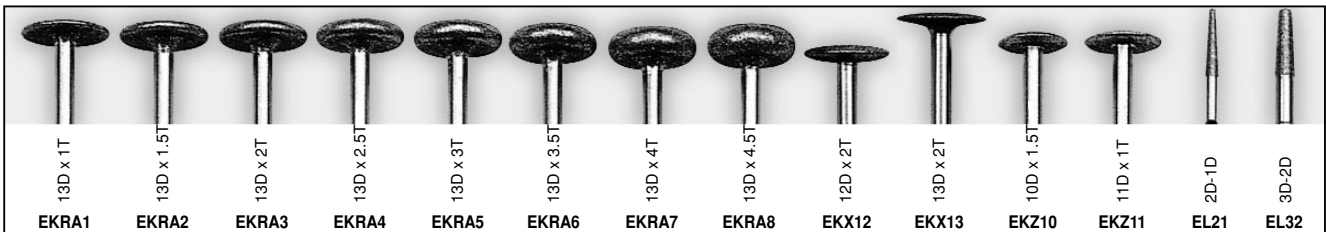




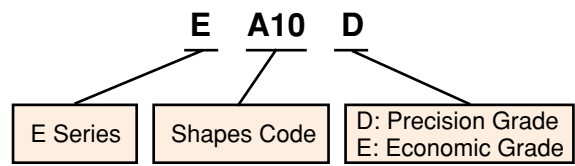
Kit-E: 10pcs/set

Product No.	Size	Remark
CT10	6ø x 10°	
CC65	6.5ø x 22T	
CL80	8ø x 15T	
CT30	8ø x 30°	
CK100	10ø x 1.2T	
CAR65	6.5ø x 15T	
CB80	8ø	
CA80	8ø x 15T	
CD80	8ø x 8T	
CC80	8ø x 15T	
KIT-E	10PCS/SET	

E Series: 3 mm shaft & 45 mm Length

To be applied in contour grinding to carbide, ceramics, ferrite, gem, marble, granite etc. Highly recommended for all kinds of hardened steel mold making. Standard diamond grit of mesh for 6mm O.D. and bigger are #100, 2mm-5mm are #120, 1.6mm and under are #140.



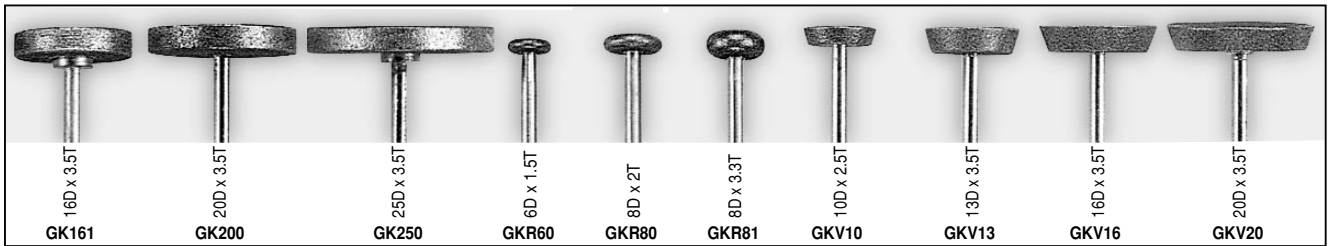



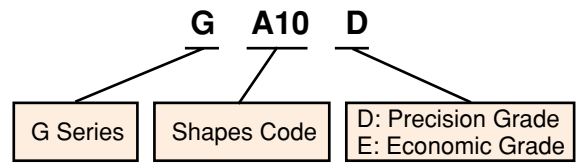
Ordering Code (Examples)



G Series: 2.34 mm shaft & 45 mm Length

To be applied in contour grinding to carbide, ceramics, ferrite, gem, marble, granite etc. Highly recommended for all kinds of hardened steel mold making.

Ordering Code (Examples)



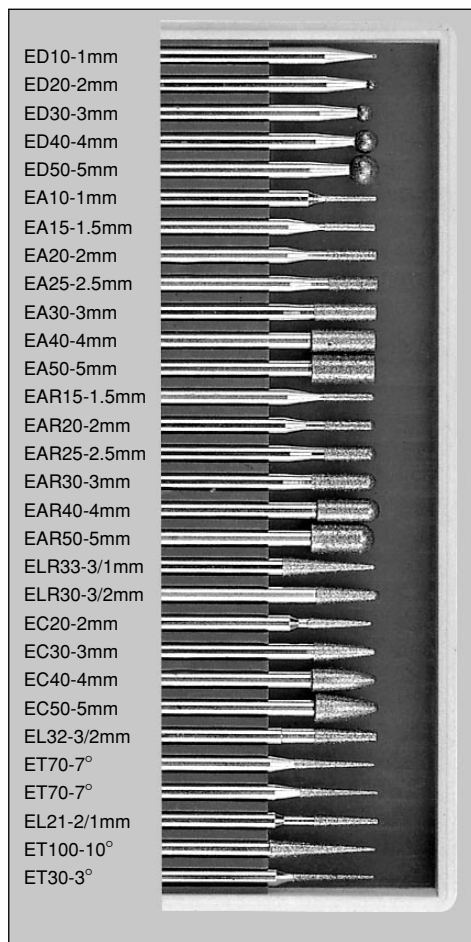
Application: **KINIK** diamond & CBN contour tools are well suited for contour grinding for carbide, ceramics, ferrite, gem, marble, granite, etc. Highly recommended for all kinds of hardened steel mold making.

■ (30pcs/set)

Ordering No.	Remark	Remark
K30EA-D1	Dia-Standard	
K30EA-DE	Dia-Economic	
K30EA-D2	Dia#230	
K30EA-D3	Dia.#325	
K30EA-D4	Dia.#400	
K30EA-B1	CBN	
K30EB-DE	Dia-Standard	
K30FA-D1	Dia-Standard	
K30GA-D1	Dia-Standard	
K10EA-DE	Dia-Economic	
K10EB-DE	Dia-Economic	

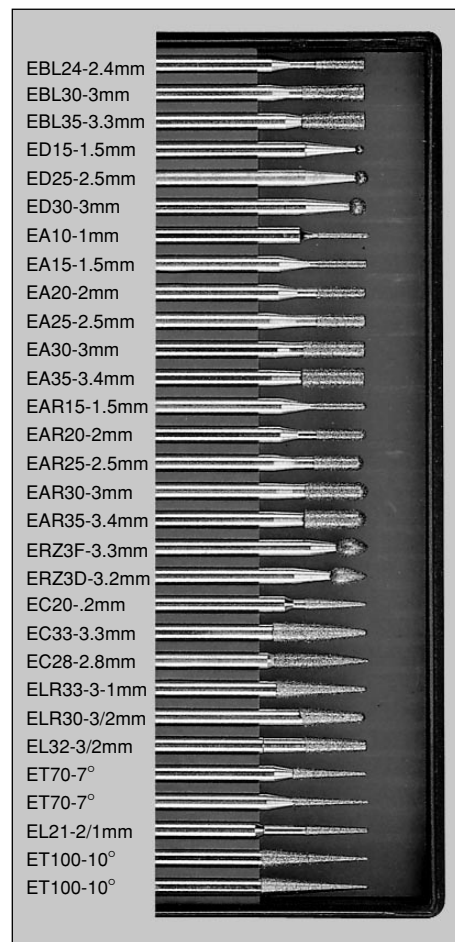
K-30EA

3mm Shaft



K-30EB

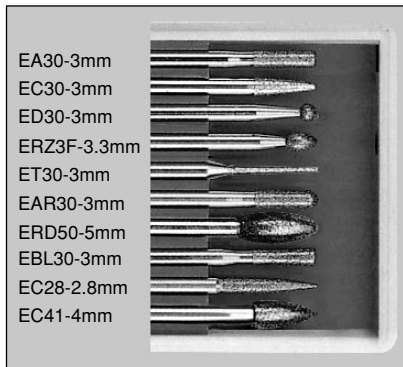
3mm Shaft



■ K-10EA-DE 10pcs/set

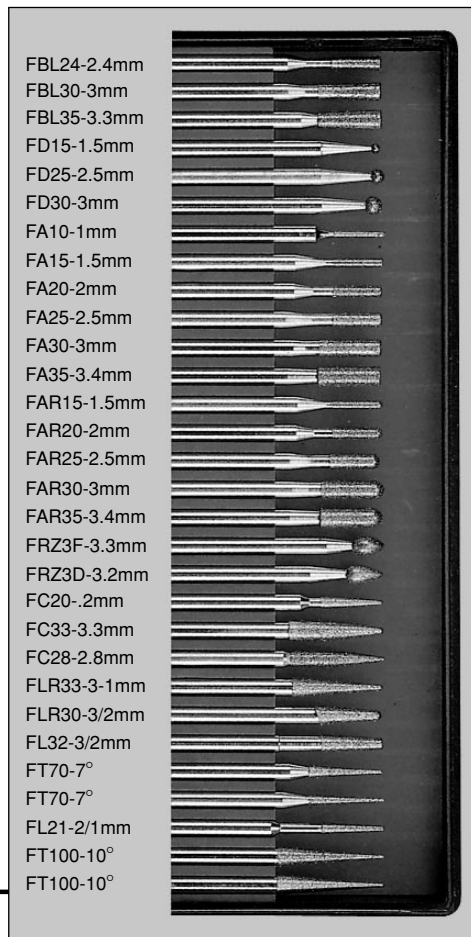


■ K-10EB-DE 10pcs/set



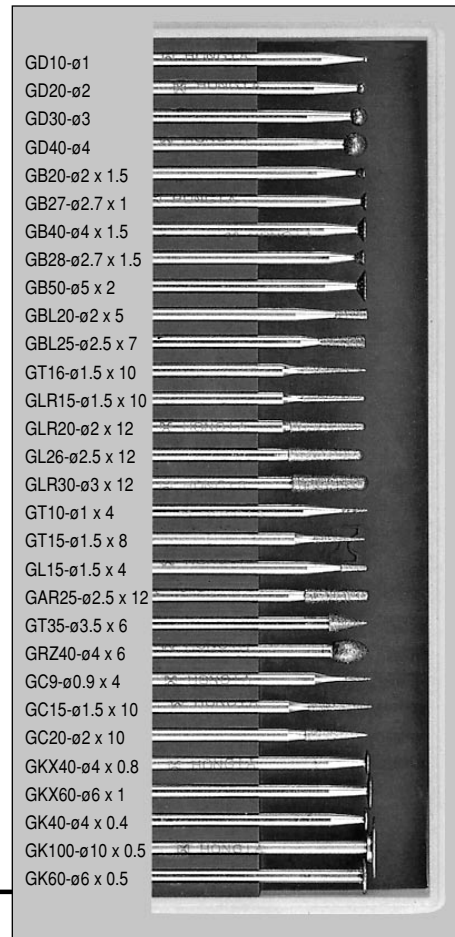
K-30FA

1/8" Shaft




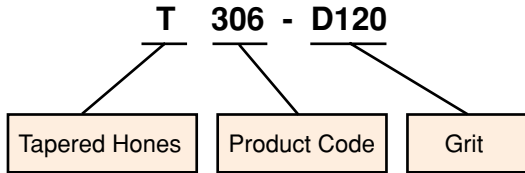
K-30GA

2.34mm Shaft



Used primarily for forming carbide drawing dies, but can also be used for small hole honing in ceramics, fiberglass, plastics, etc.

Ordering Code (Examples)

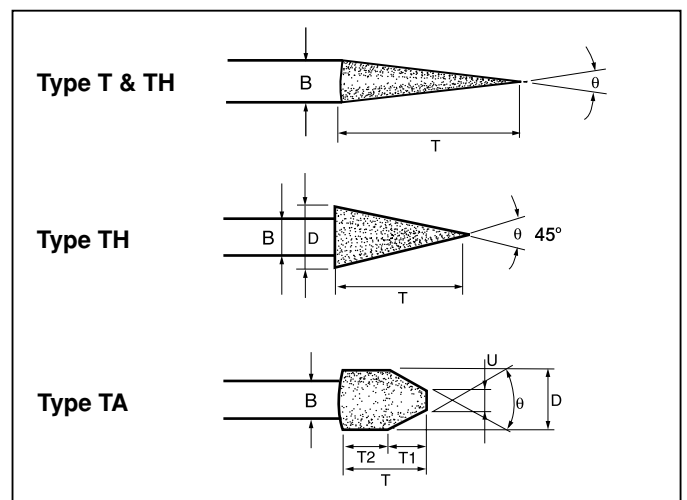


Note: Diamond plated tapered honers are normally supplied with # 100 for TA type, #120 for T & #140 for TH types, other grit sizes are available upon request.

Standard Sizes & Specifications

Type T & TA

Product Code	D (mm)	Angle (θ)	L (mm)	B (mm)	Grit	Remark
T-302	3.0	2.5°	51	3	D140	
T-306	3.0	6°	70	3	D120	
T-308	3.0	8°	70	3	D120	
T-312	3.0	12°	70	3	D120	
T-604	6.0	4°	100	6	D120	
T-605	6.0	5°	100	6	D120	
T-606	6.0	6°	100	6	D120	
T-607	6.0	7°	100	6	D120	
T-608	6.0	8°	100	6	D120	
T-609	6.0	9°	100	6	D120	
T-610	6.0	10°	100	6	D120	
T-612	6.0	12°	100	6	D120	
T-614	6.0	14°	100	6	D120	
T-616	6.0	16°	100	6	D120	
T-620	6.0	20°	100	6	D120	
T-630	6.0	30°	100	6	D120	
TA-305	5.0	45°	45	3	D100	
TA-306	6.0	45°	45	3	D100	
TA-608	8.0	45°	80	6	D100	
TA-610	10.0	45°	80	6	D100	
TA-612	12.0	45°	80	6	D100	

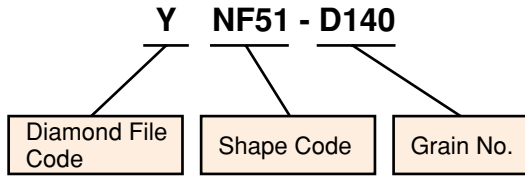


Standard Sizes & Specifications

Type TH


Product Code	D (inch)	Angle (θ)	L (inch)	B (inch)	Grit	Remark
TH-020	1/8	2°	6	1/8	D140	
TH-025	1/8	2.5°	2	1/8	D140	
TH-103	1/8	3°	2.6	1/8	D140	
TH-104	1/8	4°	3	1/8	D140	
TH-106	1/8	6°	3	1/8	D140	
TH-108	1/8	8°	3	1/8	D140	
TH-112	1/8	12°	3	1/8	D140	
TH-208	1/4	8°	3	1/4	D140	
TH-212	1/4	12°	3	1/4	D140	
TH-214	1/4	14°	3	1/4	D140	
TH-216	1/4	16°	3	1/4	D140	
TH-312	3/8	12°	3	3/8	D140	
TH-314	3/8	14°	3	3/8	D140	
TH-316	3/8	16°	3	3/8	D140	
TH-416	1/2	16°	3	1/2	D140	

Ordering Code (Examples)



Note:

1. Other grits (#80, # 120, #200, #270, # 325, # 400) may be made on request.
2. Please indicate individual or assorted packing in your order.
3. Assortment: The assorted items can be of each one or at your choice of the same series.
4. Capacity of packing wallet for assortment: 5 pcs/pack for NF5 & NF7, 5 pcs/pack for NFL.



Standard Shapes & Sizes

Type NF5 50mm diamond length, 140mm overall length		Shape	Remark	■ KY-NF55 Diamond File Kit (5pcs/set)		
Shape No.				Contain	Standard Grit	List Price
NF5-1		Flat		NF5-1	D100	
NF5-2		Half Round				
NF5-3		Round				
NF5-4		Square				
NF5-5		Triangle				
NF5-A		Flat				
NF5-B		Flat				
NF5-C		Flat				
Type NF7 70mm diamond length, 140mm overall length		Shape	Remark	■ KY-NF75 Diamond File Kit (5pcs/set)		
Shape No.				Contain	Standard Grit	List Price
NF7-1		Flat		NF7-1	D100	
NF7-2		Half Round				
NF7-3		Round				
NF7-4		Square				
NF7-5		Triangle				
Type NFL 50mm diamond length, 180mm overall length		Shape	Remark	■ KY-NFL5 Diamond File Kit (5pcs/set)		
Shape No.				Contain	Standard Grit	List Price
NFL-1		Flat		NFL-1	D120	
NFL-2		Half Round				
NFL-3		Round				
NFL-4		Square				
NFL-5		Triangle				
NFL-7		Warding				

Note: Indicating standard stock available for grits to be marked in the above.

Type F5 80mm diamond length, 215mm overall length		Shape	Remark	■ KY-F55 Diamond File Kit (5pcs/set)		
Shape No.				Contain	Standard Grit	List Price
F5-1		Flat		F5-1	D100	
F5-2		Half Round		F5-2		
F5-3		Round		F5-3		
F5-4		Square		F5-4		
F5-5		Triangle		F5-5		

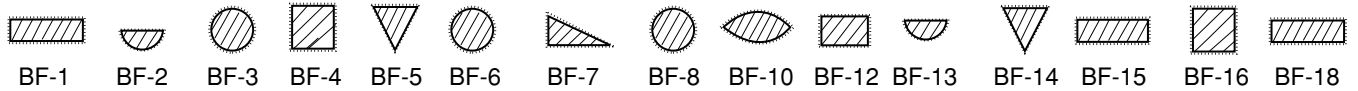
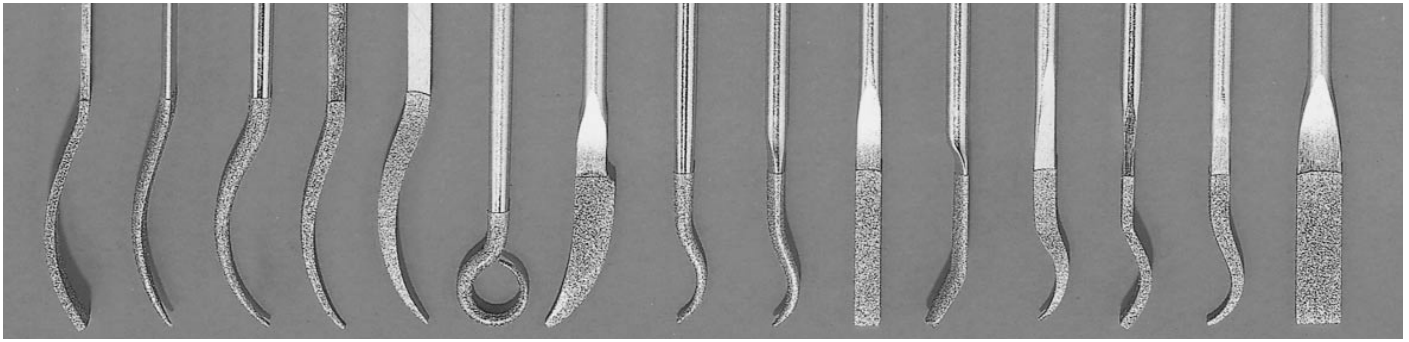
Type F8 70mm diamond length, 180mm overall length		Shape	Remark	■ KY-F85 Diamond File Kit (5pcs/set)		
Shape No.				Contain	Standard Grit	List Price
F8-1		Flat		F8-1	D100	
F8-2		Half Round		F8-2		
F8-3		Round		F8-3		
F8-4		Square		F8-4		
F8-5		Triangle		F8-5		

Type N5 80mm diamond length, 200mm overall length		Shape	Remark	■ KY-N55 Diamond File Kit (5pcs/set)		
Shape No.				Contain	Standard Grit	List Price
N5-1		Flat		N5-1	D100	
N5-2		Half Round		N5-2		
N5-3		Round		N5-3		
N5-4		quare		N5-4		
N5-5		Triangle		N5-5		

Type N8 70mm diamond length, 180mm overall length		Shape	Remark	■ KY-N85 Diamond File Kit (5pcs/set)		
Shape No.				Contain	Standard Grit	List Price
N8-1		Flat		N8-1	D100	
N8-2		Half Round		N8-2		
N8-3		Round		N8-3		
N8-4		Square		N8-4		
N8-5		Triangle		N8-5		

Note: Indicating standard stock available for grits to be marked in the above.

■ **Diamond Bent Files (BF):** 3mm shank diameter, 140mm overall length, standard grit No.: D120



Shape No.	Diamond length(ℓ)	Grit	Remark
BF-1	30mm	D120	
BF-2	30mm		
BF-3	30mm		
BF-4	30mm		
BF-5	30mm		

Shape No.	Diamond length(ℓ)	Grit	Remark
BF-6	20mm	D120	
BF-7	20mm		
BF-8	20mm		
BF-10	20mm		
BF-12	20mm		

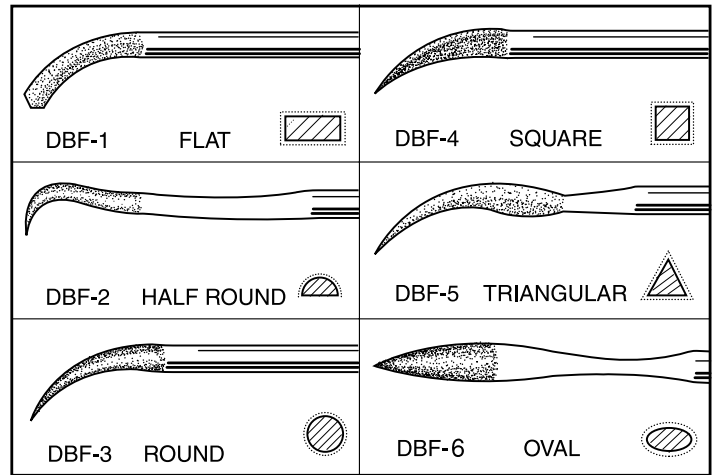
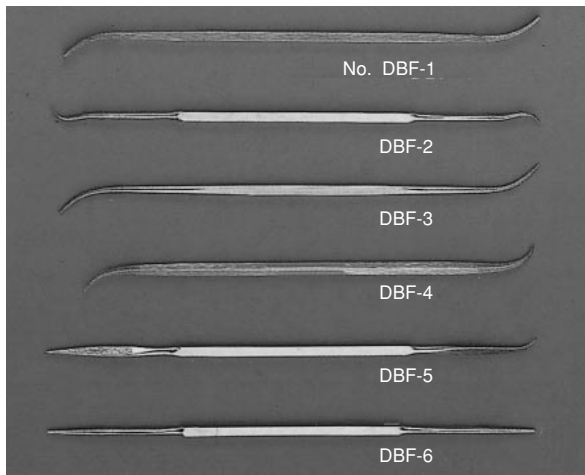
Shape No.	Diamond length(ℓ)	Grit	Remark
BF-13	20mm	D120	
BF-14	20mm		
BF-15	20mm		
BF-16	20mm		
BF-18	20mm		

KY-BF5H Diamond Bent File 5 pcs set D120 (BF1~BF-5).

KY-BF10H Diamond Bent File 10 pcs set D120 (BF6~BF-18).

■ **Double Sides Bent Files (DBF):**

overall length 150mm, Diamond section length 20 mm square shank diameter (Standard grit No.: D120 & D200)



Shape No.	Grit	Shape No.	Grit	Shape No.	Grit	Remark
DBF-1C	D100	DBF-1M	D140	DBF-1F	D200	
DBF-2C	D100	DBF-2M	D140	DBF-2F	D200	
DBF-3C	D100	DBF-3M	D140	DBF-2F	D200	

Shape No.	Grit	Shape No.	Grit	Shape No.	Grit	Remark
DBF-4C	D100	DBF-4M	D140	DBF-4F	D200	
DBF-5C	D100	DBF-5M	D140	DBF-5F	D200	
DBF-6C	D100	DBF-6M	D140	DBF-6F	D200	

KY-DBF6C Diamond Double Side Bent File Kit (D100): 6pcs/set.


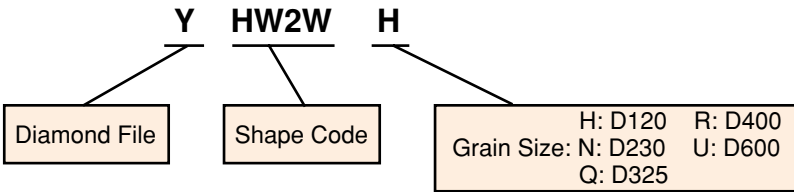
KY-DBF6M Diamond Double Side Bent File Kit (D140): 6pcs/set.

KY-DBF6F Diamond Double Side Bent File Kit (D200): 6pcs/set.

Note: Indicating standard stock available for grits to be marked in the above.

Diamond Hand Files (HW)

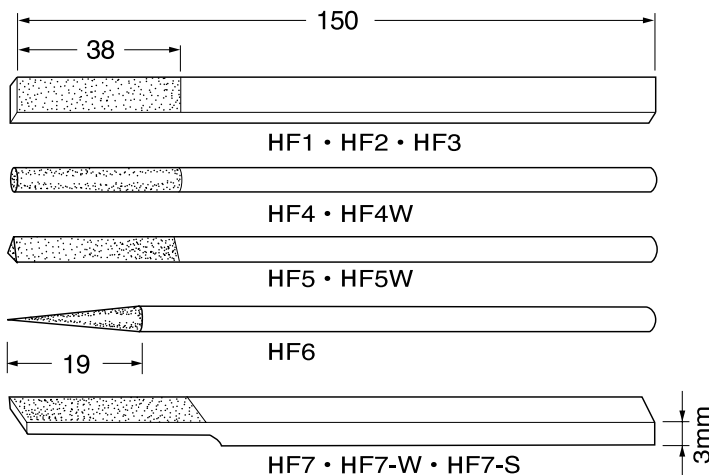
Ordering Code (Examples)



KY-HW12: 12pcs set/PVC pouch (50 mm diamond length, 170 mm overall length)

Diamond Grit	Ordering Code	Remark	Ordering Code	Remark	Ordering Code	Remark	Ordering Code	Remark
D120	HW-2WH		HW-3WH		HW-6WH		HW-8WH	
D230	HW-2WN		HW-3WN		HW-6WN		HW-8WN	
D325	HW-2WQ		HW-3WQ		HW-6WQ		HW-8WQ	
D400	HW-2WR		HW-3WR		HW-6WR		HW-8WR	
D600	HW-2WU		HW-3WU		HW-6WU		HW-8WU	

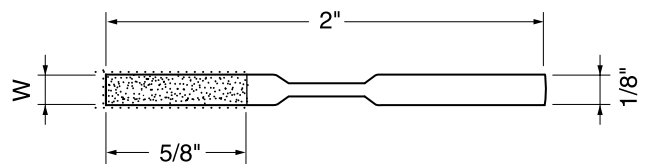
Diamond Hand Files (HF)



Ordering Code	Shape	Size	Grit		Remark
HF-1A		1/8"x1/8"	100	200	
HF-2A		1/8"x1/4"	100	200	
HF-2W		1/8"x1/4"	100	200	
HF-3A		1/8"x3/8"	100	200	
HF-3W		1/8"x3/8"	100	200	
HF-3S		1/8"x1/2"	100	200	
HF-4A		1/8"	100	200	
HF-4W		1/4"	100	200	
HF-5A		1/8"	100	200	
HF-5W		1/4"	100	200	
HF-6A		1/8"	100	200	
HF-7A		1/32"x5/32"	100	200	
HF-7W		3/64"x1/4"	100	200	
HF-7S		3/64"x5/16"	100	200	

Diamond Machine Files

5/8" diamond length, 1/8" shank,
2" overall length, Standard grain size: D100



Ordering Code	Shape	Dimensions	Grit	Remark
MF-1E		.020"x.125"	D100	
MF-2E		.030"x.125"		
MF-3E		.040"x.125"		
MF-2F		.040"x.078"		
MF-3F		.040"x.120"		
MF-4F		.040"x.157"		
MF-5F		.078"x.204"		
MF-6F		.040"x.120"		
MF-1C		.098"x.196"		
MF-2C		.120"x.250"		

Ordering Code	Shape	Dimensions	Grit	Remark
MF-2T		.078" side	D100	
MF-3T		.127" side		
MF-4T		.157" side		
MF-1R		.042"diam.		
MF-2R		.080"diam.		
MF-3R		.127"diam.		
MF-4R		.157"diam.		
MF-1H		.040"radius		
MF-2H		.060"radius		
MF-3H		.078"radius		

Note: Indicating standard stock available for grits to be marked in the above.



KY-AL10 10pcs Set / PVC pouch

Item	Ordering No.	Grit	Dimension	Remark
10	ALF-TWH	D120	6 x 20 x 0.65mm on nib	
11	ALF-6WH	D120	6 x 40 x 0.65mm on nib	
12	ALF-6WF	D200	6 x 40 x 0.65mm on nib	
13	ALF-6WU	D600	6 x 40 x 0.65mm on nib	
14	ALF-3WH	D120	3 x 20 x 0.65mm on nib	
15	ALF-3WF	D200	3 x 20 x 0.50mm on nib	
16	ALF-3WU	D600	3 x 20 x 0.50mm on nib	
17	ALF-2WH	D120	2 x 20 x 0.65mm on nib	
18	ALF-2WF	D200	2 x 20 x 0.50mm on nib	
19	ALF-2WU	D600	2 x 20 x 0.50mm on nib	

KY-NS10 10pcs set / PVC pouch

Item	Ordering No.	Grit	Dimension	Remark
20	NS-6WU	D600	55 x 6 x 15 x 0.50mm on nib	
21	NS-6WR	D400	55 x 6 x 15 x 0.50mm on nib	
22	NS-3WF	D200	55 x 3 x 15 x 0.50mm on nib	
23	NS-3WR	D400	55 x 3 x 15 x 0.50mm on nib	
24	NSL-6WU	D600	70 x 6 x 15 x 0.50mm on nib	
25	NSL-6WR	D400	70 x 6 x 15 x 0.50mm on nib	
26	NSL-6WF	D200	70 x 6 x 15 x 0.50mm on nib	
27	NSL-3WU	D600	70 x 3 x 15 x 0.50mm on nib	
28	NSL-3WR	D400	70 x 3 x 15 x 0.50mm on nib	
29	NSL-3WF	D200	70 x 3 x 15 x 0.50mm on nib	

KY-NW10 10pcs set / PVC pouch

(130mm O.A.L. x ø3mm shaft)

Item	Ordering No.	Grit	Dimension	Remark
30	NW-2WU	D600	2 x 30 x 0.40mm on nib	
31	NW-2WR	D400	2 x 30 x 0.45mm on nib	
32	NW-2WF	D200	2 x 30 x 0.50mm on nib	
33	NW-4WU	D600	4 x 30 x 0.40mm on nib	
34	NW-4WR	D400	4 x 30 x 0.45mm on nib	
35	NW-4WF	D200	4 x 30 x 0.50mm on nib	
36	NW-6WU	D600	6 x 30 x 0.40mm on nib	
37	NW-6WR	D400	6 x 30 x 0.45mm on nib	
38	NW-6WF	D200	6 x 30 x 0.50mm on nib	
39	NF5-3WU	D600	3mm ø x 50mm x 140mm	

KY-HM10 10pcs set / PVC pouch

(70mm O.A.L. x 1mm core installed on HMF-Holder)

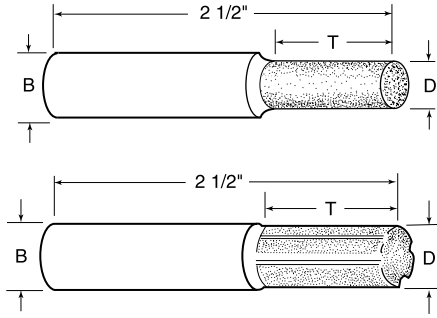
Item	Ordering No.	Grit	Dimension	Remark
45	HMF-2WU	D600	2 x 40 x 0.40mm on nib	
46	HMF-2WR	D400	2 x 40 x 0.45mm on nib	
47	HMF-2WF	D200	2 x 40 x 0.50mm on nib	
48	HMF-3WU	D600	3 x 40 x 0.40mm on nib	
49	HMF-3WR	D400	3 x 40 x 0.45mm on nib	
50	HMF-3WF	D200	3 x 40 x 0.50mm on nib	
51	HMF-3WH	D120	3 x 40 x 0.60mm on nib	
52	HMF-6WU	D600	6 x 40 x 0.40mm on nib	
53	HMF-6WF	D200	6 x 40 x 0.50mm on nib	
54	HMF-6WH	D120	6 x 40 x 0.60mm on nib	
	HMF-8WR	D400	8 x 40 x 0.45mm on nib	
	HMF-8WF	D200	8 x 40 x 0.50mm on nib	
	HMF-8WH	D120	8 x 40 x 0.60mm on nib	
41	HMF-HOD			



Electroplated Diamond Routers

Application:

Hand operated tools, drill presses and milling machines need **KINIK** plated routers and countersinks for routing and reaming the highly abrasive materials of alumina, fiberglass, plastics and other nonmetallic space age composite materials.

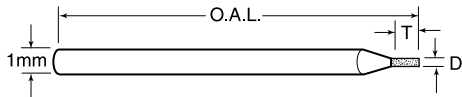


Sizes			Standard Grit No.	Non-Fluted		Fluted	
D	T	B		Tool Code	Remark	Tool Code	Remark
1/8"(3.2)	1/2"(13)	1/4"(6.35)	D60	RN-113		RS-113	
1/8"(3.2)	1" (25)	1/4"(6.35)	D60	RN-125		RS-125	
1/4"(6.4)	1/2"(13)	1/4"(6.35)	D40	RN-213		RS-213	
1/4"(6.4)	1" (25)	1/4"(6.35)	D40	RN-225		RS-225	
3/8"(9.5)	1/2"(13)	1/2"(12.7)	D40	RN-313		RS-313	
3/8"(9.5)	1" (25)	1/2"(12.7)	D40	RN-325		RS-325	
1/2"(13)	1/2"(13)	1/2"(12.7)	D40	RN-413		RS-413	
3/4"(19)	1/2"(13)	1/2"(12.7)	D40	RN-613		RS-613	
3/4"(19)	1" (25)	1/2"(12.7)	D40	RN-625		RS-625	
1" (25)	1/2"(13)	1/2"(12.7)	D40	RN-813		RS-813	
1" (25)	1" (25)	1/2"(12.7)	D40	RN-825		RS-825	

Diamond Plated Micro Drills

Application:

Micro drills are specifically designed for small hole drilling of sapphire and fine ceramics.



Tool Code	D	T	O.A.L.	Grit	Remark
MD-017	0.17mm	0.007"	0.7mm 0.028"	17.5mm 11/16"	D600
MD-020	0.20mm	0.008"	0.9mm 0.036"	17.5mm 11/16"	D600
MD-022	0.22mm	0.009"	1.1mm 0.044"	17.5mm 11/16"	D600
MD-025	0.25mm	0.010"	1.2mm 0.048"	17.5mm 11/16"	D400
MD-027	0.27mm	0.011"	1.4mm 0.056"	20mm 13/16"	D400
MD-030	0.30mm	0.012"	1.4mm 0.056"	20mm 13/16"	D400
MD-033	0.33mm	0.013"	1.6mm 0.063"	20mm 13/16"	D400
MD-035	0.35mm	0.014"	1.8mm 0.071"	20mm 13/16"	D400
MD-038	0.38mm	0.015"	2.0mm 0.079"	20mm 13/16"	D400

Diamond Plated Twist Drills

Application

Diamond twist drills are useful for drilling circuit boards, fiberglass, asbestos, nylon, plastics and resin composites.

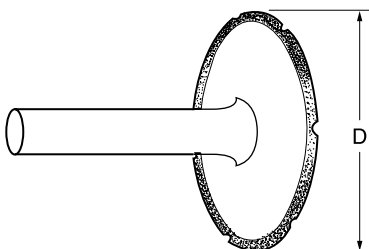


Tool Code	Grit	T(mm)	Diamond Head Dia.	Remark
TW-016	D100	10mm	1.6mm (1/16")	
TW-032	D100	10mm	3.2mm (1/8")	
TW-064	D100	12mm	6.4mm (1/4")	
TW-095	D100	15mm	9.5mm (3/8")	
TW-127	D100	15mm	12.7mm (1/2")	

Diamond Plated Mounted Saws

Application:

Ideal for cutting off semi-gem, aluminum, fiberglass, plastics, and other nonmetallic space-age composite materials etc.

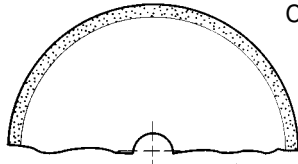
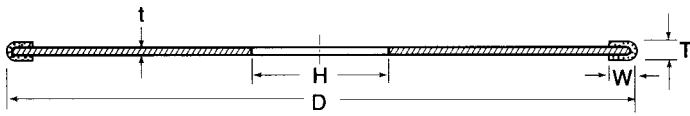


Tool Code	Diameter (D)	Thickness	Shank	O.A.L.	Grit	Remark
MS-025	25mm (1")	2.4mm (3/32")	6.35mm (1/4")	50mm (2")	D40	
MS-038	38mm (1.5")	2.4mm (3/32")	6.35mm (1/4")	50mm (2")	D40	
MS-050	50mm (2")	2.4mm (3/32")	9.53mm (3/8")	50mm (2")	D40	
MS-075	75mm (3")	3.2mm (1/8")	12.7mm (1/2")	50mm (2")	D40	
MS-090	90mm (3.5")	3.2mm (1/8")	12.7mm (1/2")	50mm (2")	D40	
MS-100	100mm (4")	3.2mm (1/8")	12.7mm (1/2")	50mm (2")	D40	

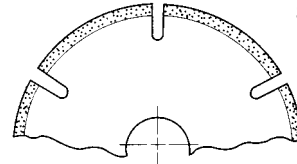
Note: Indicating standard stock available for grits to be marked in the above.

Electroplated Diamond Circular Saws

Application: Ideal for cutting of highly abrasive materials such as alumina, fiberglass, Plastics and other nonmetallic space age composite materials.



Continuous Rim Saws

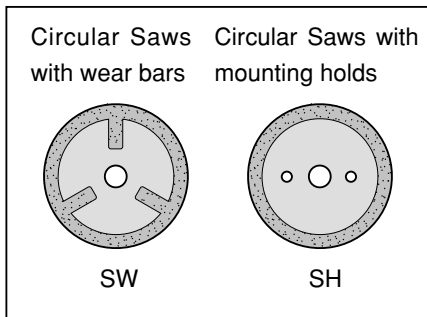


Slotted Saws

Tool Code	D	T	H	Grit	Remark
SC-020	2"	1/16"	1/4"	D40	
SC-021	2"	3/32"	1/4"	D40	
SC-030	3"	3/32"	1/4"	D40	
SC-040	4"	3/32"	1/2"	D40	
SC-060	6"	3/32"	1/2"	D40	
SC-070	7"	1/16"	1/2"	D40	
SC-080	8"	3/32"	5/8"	D40	
SC-100	10"	1/8"	5/8"	D40	
SC-152	152mm	1.2mm	16, 19.05, 25.4, 31.75	D60	
SC-200	200mm	1.2mm	2.54	D60	
SC-250	250mm	1.2mm	2.54	D60	
SC-300	300mm	1.2mm	2.54	D60	

Tool Code	D	T	H	Grit	Remark
SS-020	2"	1/16"	1/4"	D40	
SS-030	3"	3/32"	1/4"	D40	
SS-040	4"	3/32"	1/2"	D40	
SS-060	6"	3/32"	1/2"	D40	
SS-080	8"	3/32"	1/2"	D40	
SS-100	10"	1/8"	1/2"	D40	
SS-120	12"	1/8"	1/2"	D40	
SS-140	14"	5/32"	1/2"	D40	
SS-160	16"	5/32"	1"	D40	
SS-180	18"	5/32"	1"	D40	
SS-200	20"	5/32"	1"	D40	
SS-240	24"	5/32"	1"	D40	

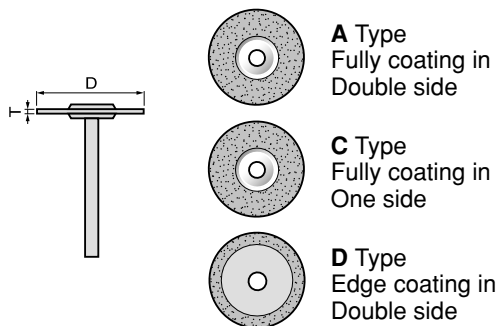
Diamond Circular Saws



Application: Circular Saws with wear bars are used in off-hand cutting along profiles to avoid hindering in the cut.

Tool Code	D	T	H	Grit	Remark
SW-020	2"	1/16"	1/4"	D40	
SW-030	3"	3/32"	1/4"	D40	
SW-040	4"	3/32"	1/2"	D40	
SH-040	4"	1/18"	1-1/4"	D60	

Diamond Mini Discs with Mounted Shank



Discs Specification:

Tool Code	D x T x H	Remark	Tool Code	D x T x H	Remark
S88AR	25x0.2x1.6		S87AF	22x0.35x1.6	
S88AF	25x0.35x1.6		S87DR	22x0.2x1.6	
S88AH	25x0.5x1.6		S87DF	22x0.35x1.6	
S88DR	25x0.2x1.6		S87CR	22x0.19x1.6	
S88DF	25x0.35x1.6		S87CF	22x0.28x1.6	
S88DH	25x0.5x1.6		S86AF	19x0.35x1.6	
S88CF	25x0.28x1.6		S86AH	19x0.5x1.6	
S88CH	25x0.38x1.6		S85DH	15x0.5x1.6	
S87AR	22x0.2x1.6				

Shank Specification:

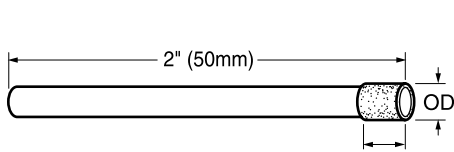
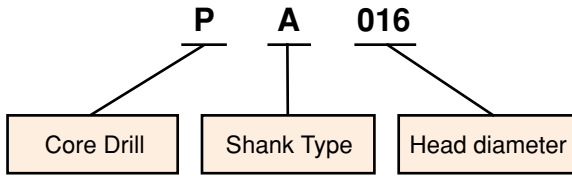
Shank Code	Shank Size	Remark
H234	ø2.34mm	
H300	ø3mm	

Note: Indicating standard stock available for grits to be marked in the above.

Electroplated Diamond Core Drills

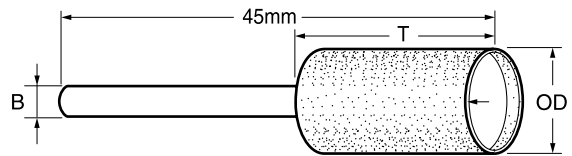
Application: Diamond plated core drills can meet high performance on glass and ceramics drilling, they provide fast, reliable cutting.

Ordering Code (Examples)



PA (Tube shank) 2" O.A.L.


Tool No.	OD	Standard Grit	Remark
PA-016	1.6mm	1/16"	D140
PA-024	2.4mm	3/32"	D140
PA-032	3.2mm	1/8"	D140
PA-040	4.0mm	5/32"	D140
PA-048	4.8mm	3/16"	D100
PA-064	6.4mm	1/4"	D100
PA-080	8.0mm	5/16"	D100
PA-095	9.5mm	3/8"	D100
PA-111	11.1mm	7/16"	D80
PA-127	12.7mm	1/2"	D80



PG (Solid shank ø2.34mm)

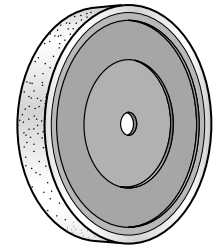
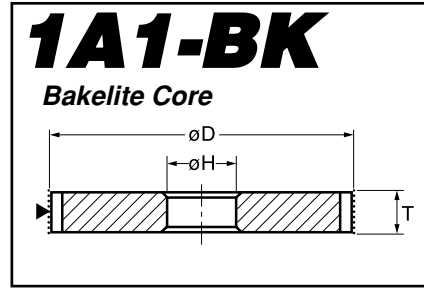
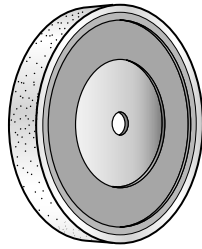
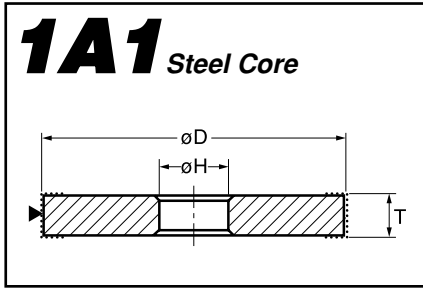
PE (Solid shank ø3mm)

Tool No.(.2.34B)	Tool No.(.3B)	T	OD	Grit	Remark
PG-015	PE-015	7mm	1.5mm	D140	
PG-020	PE-020	7	2mm	D100	
PG-025	PE-025	7	2.5mm	D100	
PG-030	PE-030	7	3mm	D100	
PG-040	PE-040	10	4mm	D100	
PG-050	PE-050	10	5mm	D100	
PG-060	PE-060	10	6mm	D100	
PG-065	PE-065	10	6.5mm	D100	
PG-080	PE-080	10	8mm	D100	
PG-090	PE-090	15	9mm	D80	
PG-095	PE-095	15	9.5mm	D80	
PG-110	PE-110	15	11mm	D80	
PG-140	PE-140	15	14mm	D80	



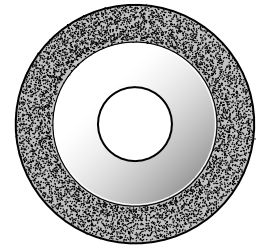
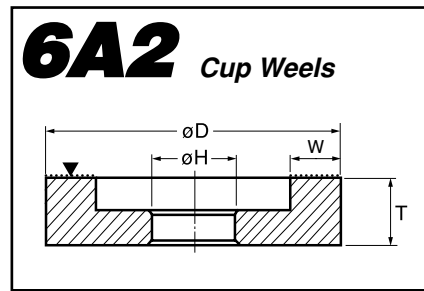

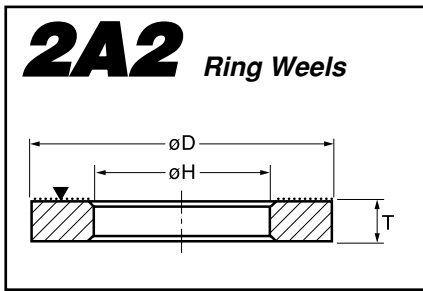
Diamond sheets are used for lapping and polishing carbide, ceramics, super alloys, and highly tough carbon chrome steel mold. The dimensions are 50mm x 240mm (standard) to 150mm x 240mm. With available grits from #100 to #5000.

Note: Indicating standard stock available for grits to be marked in the above.



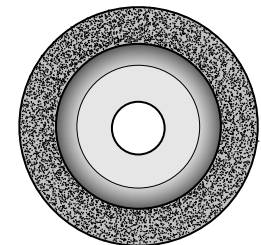
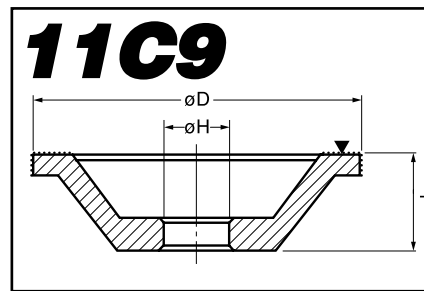
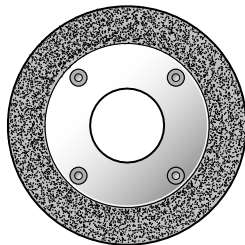
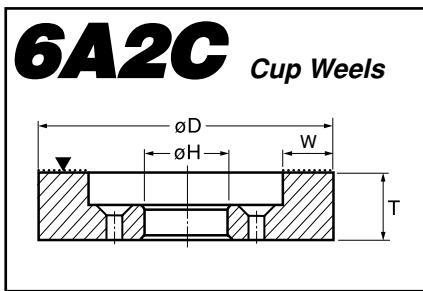
Dimensions (D x T x H)	Spec.	Remark
6" x 1" x 1" 150mm x 25mm x 25.4mm	D100P	
6" x 1" x 1" 150mm x 25mm x 25.4mm	D200P	

Dimensions (D x T x H)	Spec.	Remark
6" x 1" x 1" 150mm x 25mm x 25.4mm	D100P	
6" x 1" x 1" 150mm x 25mm x 25.4mm	D200P	



Dimensions (D x T x H)	Spec.	Remark
5" x 1/4" x 3" 125mm x 6mm x 75mm	D100P	
5" x 1/4" x 3" 125mm x 6mm x 75mm	D200P	

Dimensions (D x T x H)	Spec.	Remark
6" x 7/16" x 1-1/4" 150mm x 11mm x 31.75mm	D100P	
6" x 7/16" x 1-1/4" 150mm x 11mm x 31.75mm	D200P	



Dimensions (D x T x H)	Spec.	Remark
6" x 7/16" x 1-1/4" 150mm x 11mm x 31.75mm	D100P	
6" x 7/16" x 1-1/4" 150mm x 11mm x 31.75mm	D200P	

Dimensions (D x T x H)	Spec.	Remark
4" x 1-3/8" x 3/4" 100mm x 35mm x 19.05mm	D100P	
4" x 1-3/8" x 3/4" 100mm x 35mm x 19.05mm	D200P	

CVD diamond is a truly polycrystalline material with a grain structure and rather than a fixed growth habit it has a degree of orientation. As in the case with many materials grown with thin-film technology, the grains in the CVD diamond grow from small nuclei which intergrow as they become larger and layer becomes thicker giving it a columnar structure. CVD diamond is chemically inert, has outstanding thermal conductivity and excellent abrasion resistance.

■ CVD Single Point Dressers

Feature: Stable dressing quality, CVD diamond can be gripped in the columnar structure. Extend life compare to natural single point diamond dresser, Constant dressing without change dressing direction, prolong dressing interval.

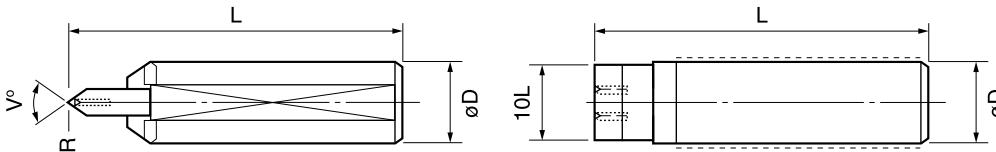


Code No.	Diamond Section	D	L	d	Applications
604-1Z	0.6 x 0.6 x 4mm	ø10	50	ø3	Internal Grinding Wheels
804-1Z	0.8 x 0.8 x 4mm	ø12		ø4	
1004-1Z	1.0 x 1.0 x 4mm				




■ CVD Forming Dressers

Feature: Stable dressing quality, Instead of chisel type diamond dresser, Prolong lifetime, Arrangement in rhombus type increase dressing efficiency.



Code No.	Diamond Section	D	L	V	R	Applications	
604-2Z	0.6 x 0.6 x 4mm	ø10	50	40°	0.1	Form Grinding Wheels	
804-2Z	0.8 x 0.8 x 4mm						
1004-2Z	1.0 x 1.0 x 4mm						
604-3Z	0.6 x 0.6 x 4mm	ø12	50	45°	0.2		Surface Grinding Wheels
804-3Z	0.8 x 0.8 x 4mm						
1004-3Z	1.0 x 1.0 x 4mm						

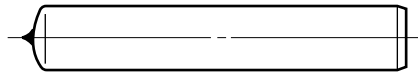


■ Recommendation

Grinding Wheel	Outer Diameter							
	4"	6"	8"	10"	12"	14"	16"	18"
Thickness								
1/2"	1Z	1Z	2Z	2Z	3Z	3Z	3Z	4Z
1"	1Z	2Z	2Z	3Z	3Z	3Z	4Z	4Z
1-1/2"	1Z	2Z	3Z	3Z	3Z	3Z	4Z	4Z
2"	2Z	2Z	3Z	3Z	3Z	3Z	4Z	4Z
2-1/2"		3Z	3Z	3Z	3Z	3Z	4Z	5Z
3"			3Z	3Z	4Z	4Z	4Z	5Z
4"								5Z

Wheel's grit size	CVD Dresser Recommendation
#120	604
#80	604 or 804
#60	604 or 804
#36	804 or 1004


Single Point Diamond Dressers:



Code No.	Diamond Size	Shank		Remark
		Diameter	Length	
# 10	1/4 ct	12mm	100mm	
# 15	0.3 ct	12mm	100mm	
# 20	1/3 ct	12mm	100mm	
# 25	1/2 ct	12mm	100mm	
# 33	3/4 ct	12mm	100mm	
# 50	1.0 ct	12mm	100mm	
# 75	1-1/2 ct	12mm	100mm	
# 100	2.0 ct	12mm	100mm	

• Other Shank Sizes are available on request.

Cone Dressers



Code No.	Diamond Size		Shank		Remark
	Size	Angle	Diameter	Length	
BD 30 - 60	Standard	60°	1/8"	1-1/2"	
BD 40 - 60	Heavy duty	60°	1/8"	1-1/2"	
BD 40 - 60	Heavy duty	60°	1/8"	1"	
BD 30 - 60	Standard	60°	1/4"	2"	
BD 40 - 60	Heavy duty	60°	1/4"	2"	
BD 40 - 60	Heavy duty	60°	10mm	50mm	

Note:

KINIK single point diamond dressers are available in two basic quality ranges:

A Quality: The prime diamond has a minimum of four settable points that are free from cracks or surface imperfections.

S Quality: Standard quality diamond.

Note:

KINIK Cone dressers

This dressers offers diamond that is accurately coned to the specified included angle and radius. Used where the most intricate form and radii are required.

Brake dresser: Model # T100

Designed for truing diamond and CBN wheels rapidly, effectively and with minimum loss of diamond, Idea for truing the following diamond and CBN wheel types:

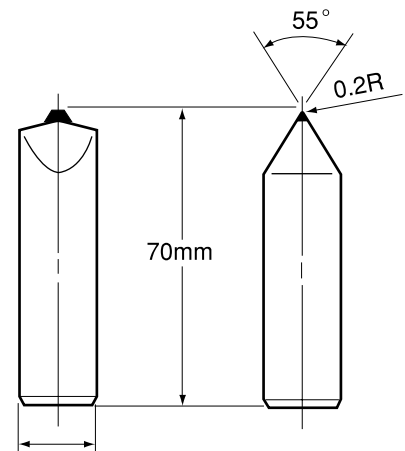
1. Straight wheels with diamond in the periphery as used on chip breaker, tool and cutter, surface and cylindrical grinding machines.
2. Cut-off wheels.
3. Internal grinding wheels.
4. Cup wheels with diamond in the rim as used on vertical spindle surface grinders.



One 3"x1"x1/2" **KINIK** C60-MV grinding wheel is included with each Brake dresser.

This wheel is satisfactory for general purpose truing of diamond wheels ranging in grit size from 100 to 180. For other truing requirements, please contact **KINIK** representatives.

Chisel Dressers




This chisel dresser offers a precision tool designed to form intricate radii, steps or contours on toolroom-type applications.




Diamond & CBN Super Abrasive Wheels

Vitrified, Resinoid, Metallic, Electroplate



■ For Machinery Tools & Dies



■ For Glass, Ceramic, Magnetic Materials




■ For Semiconductors, Electronic Parts

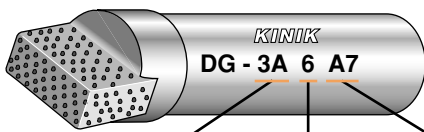


DG dressers are the first diamond tools in the world to contain a three dimensional array of grit brazed in place by chemical bonding. Because of these quantum leaps in technology, DG dresser can offer the following advantages over conventional sintered diamond dressers (single point or multiple points):

- High quality dressed surface.
- Significantly lower dressing resistance sustains throughout
- Longer tools life



Standard Marking: (Example)



Size & Shape
of diamond section

Grit Size
of diamond

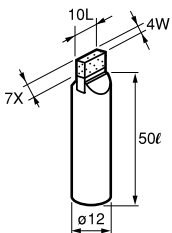
Shape & Diameter
of shank

Grit Size

Grit Size of Dresser	4	6	8	10
To Dress Grit Size of conventional abrasive Wheels	# 46 and Coarser	# 50 ~ # 100	# 120 and Finer	Special designed for Vitrified diamond & CBN wheels.

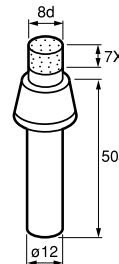
Note: DiaGrid® Dressers with smaller grits of # 8 are especially recommended for “KG” wheels.

Standard DG-Dressers and Application Description



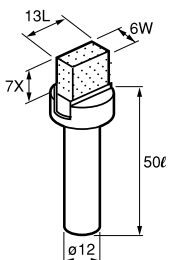
1A4F8, 1A6F8

For step or angle dressing on centerless, surface, and cylindrical grinders. Used primarily for step dressing or plunge dressing on any size wheel.



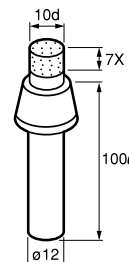
2R4K8, 2R6K8

For surface and cylindrical grinders and wheel diameters from 250mm to 400mm. Used where dresser is perpendicular to wheel face.



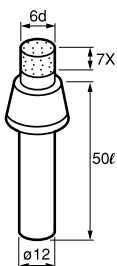
2A4A8, 2A6A8, 2A8A8

For straight dressing on cylindrical, centerless and surface grinders where wheels are from 100mm to 150mm wide and dresser is straight toward wheel.



3R8K9

For cylindrical and centerless grinding wheels.



1R6K8, 1R8K8, 1R10K8

For use on small surface grinders and for general tool-room applications where dresser is perpendicular to wheel face.

Note: Other specifications can be accommodated as special products. (Example: Dressing of very fine wheels finer grit diamonds can be used where very straight working faces are required)

OUTSTANDING PRODUCTS

Quality Abrasive Products For Customers Who Demand The Best

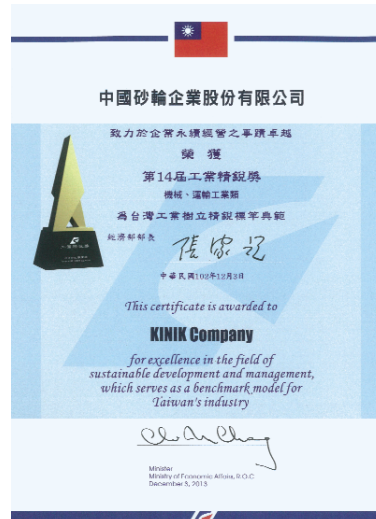
Selected from 200 outstanding products by a prestigious panel of international and local scholars and judges.

KINIK products were Outstanding Products in Taiwan.



Ever since 1953 **KINIK** has been the leader of abrasive Products in Taiwan, and is a reputable firm of grinding wheels in Asia.

KINIK, acquired CNS ㊟ mark in 1965. CNS adopts the same inspection procedures as JIS in Japan. Thus the quality of **KINIK** products has gained positive responses and appreciations from worldwide endusers. Furthermore, **KINIK** has acquired certifications of ISO9001, ISO14001 and OHSAS18001, We believe, through our Total Quality Control System, **KINIK** can provide you with more reliable, and higher quality wheels.



Industrial Excellence Award
December 3rd, 2013

Manufacturer & Exporter

KINIK Company

HEAD OFFICE: No.10, Yanping S. Rd., Zhongzheng Dist.,
Taipei City 10043, Taiwan (R.O.C.)

Export Department/ Abrasives Business Unit
No.64, Zhongshan Rd., Yingge, Dist., New Taipei
City, 23942, Taiwan (R.O.C)

TEL: +886-2-2677-5490

FAX: +886-2-2679-6191

E-mail: export@kinik.com.tw

<http://www.kinik.com.tw>



ISO 9001



TAIWAN'S BEST

SYMBOL OF EXCELLENCE WINNERS

MAIN ITEM

- Diamond Grinding wheels
- CBN Grinding wheels
- Diamond Hone Stones
- Diamond & CBN mounted wheels
- Diamond Files
- CVD Dressers
- Diamond Dressers

ISO 9001



Certificate TW11/11023

ISO 14001



Certificate TW06/00888

OHSAS 18001





Certificate TW08/00061

DIAMOND AND CBN

SUPER ABRASIVE WHEELS

Vitrified, Resinoid, Metallic & Electroplated

For Tool Room



Catalog No. 301E- 1702